

# TAMIGI®



**STRUTTURA VERO LEGNO**  
REAL WOOD STRUCTURE

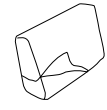


**CUSCINO SPALLIERA**  
IN POLIURETANO  
ESPANSO GREEN FOAM  
DENSITÀ 24 KG/M3  
RIVESTITA IN CLIMASOFT  
BACK CUSHION:  
POLYURETHANE GREEN  
FOAM DENSITY  
24 KG/M3 COVERED  
WITH CLIMASOFT



**CUSCINO SEDUTA** IN  
POLIURETANO ESPANSO  
GREEN FOAM DENSITÀ  
35 KG/M3 RIVESTITA  
IN CLIMASOFT. SITTING  
CUSHION: POLYURETHANE  
GREEN FOAM DENSITY 35  
KG/M3 COVERED WITH  
CLIMASOFT

**PELLE / LEATHER**

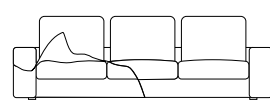


**SPALLIERA SFODERABILE**  
REMOVABLE UPHOLSTERY  
FOR BACK CUSHIONS



**CUSCINI DI SEDUTA SFODERABILI**  
REMOVABLE UPHOLSTERY  
FOR SITTING CUSHIONS

**TESSUTO / FABRIC**



**COMPLETAMENTE SFODERABILE**  
FULLY REMOVABLE COVERING

**PIEDE A SCOMPARSA**  
STANDARD FOOT



**INSERTO BRACCIOLO IN ACCIAIO INOX** OPTIONAL  
OPTIONAL STAINLESS STEEL INSERTS ARM



**ACCIAIO INOX**  
SATINATO

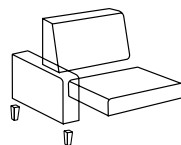
**FINITURE OPTIONAL**  
OPTIONAL FINISHINGS



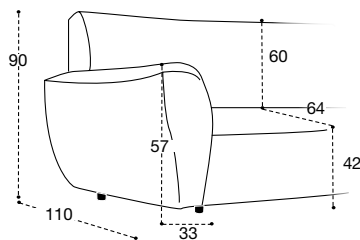
**RAL**  
LUCIDO/OPACO

**FINITURE E/O INSERTI OPTIONAL NECESSITANO DI ULTERIORI DUE SETTIMANE DI PRODUZIONE**  
OPTIONAL INSERTS AND FINISHINGS NEED TWO ADDITIONAL WEEKS OF PRODUCTION TIME

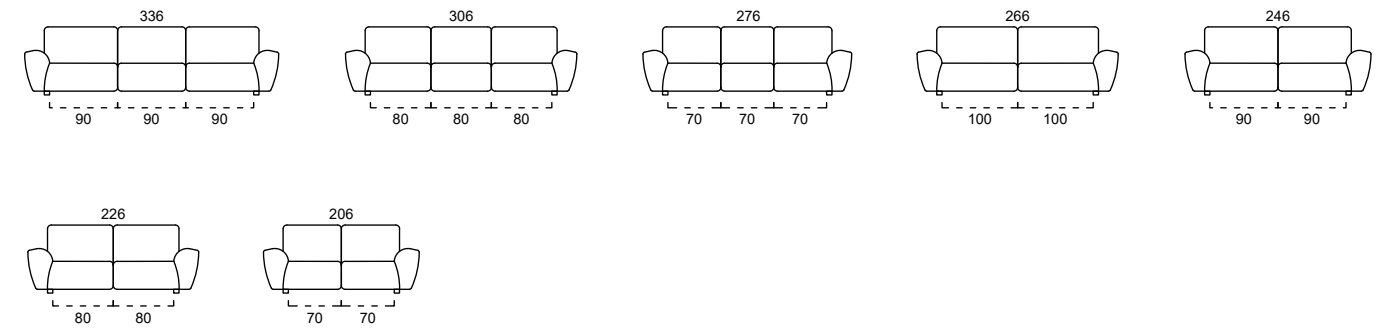
**ELEMENTO DIVISIBILE OPTIONAL**  
OPTIONAL DIVISIBLE ELEMENTS



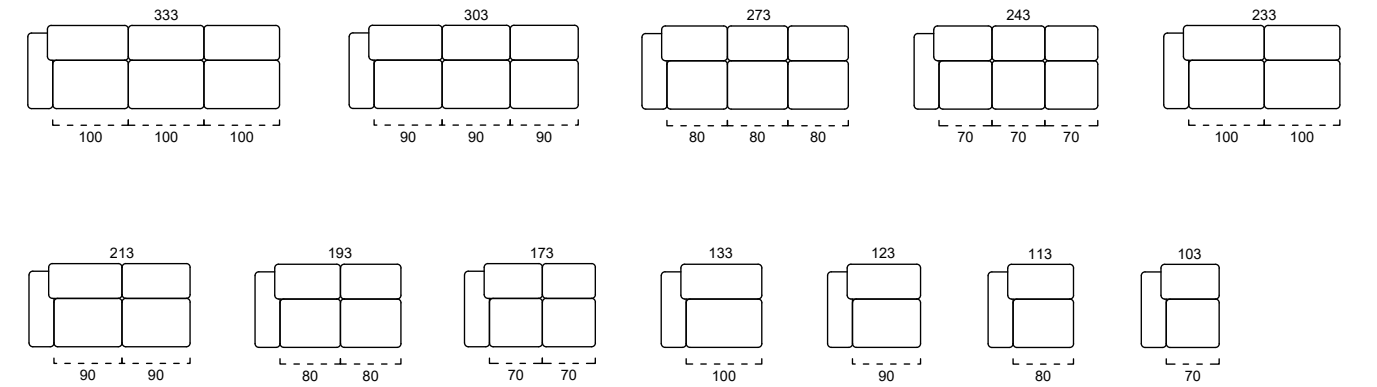
**POSSIBILITÀ DI RICEVERE GLI ELEMENTI DIVISI IN PIÙ PARTI ED IMBALLATI SEPARATAMENTE, DA MONTARE DIRETTAMENTE IN LOCO**  
POSSIBILITY TO RECEIVE THE ELEMENTS DIVIDED INTO SEPARATE PARTS AND PACKAGED SEPARATELY, TO BE ASSEMBLED DIRECTLY ON SITE



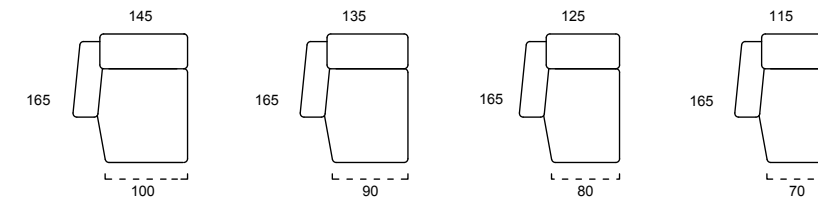
**DIVANO**  
SOFA



**TERMINALE SX/DX**  
LHF/RHF SOFA

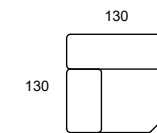


**CHAISE LONGUE SX/DX**  
LHF/RHF CHAISE LONGUE

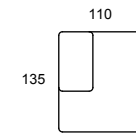


**ELEMENTI SPECIALI SX/DX**  
LHF/RHF SPECIAL MODULES

**ANGOLO MAXI**

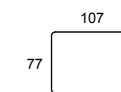


**PENISOLA**

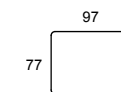


**POUF**  
FOOTSTOOL

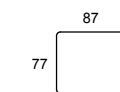
ABBINABILE ALLA SEDUTA  
DA 100 CM | SUITABLE FOR  
THE 100 SOFA



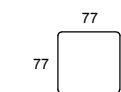
ABBINABILE ALLA SEDUTA  
DA 90 CM | SUITABLE FOR  
THE 90 SOFA



ABBINABILE ALLA SEDUTA  
DA 80 CM | SUITABLE FOR  
THE 80 SOFA



ABBINABILE ALLA SEDUTA  
DA 70 CM | SUITABLE FOR  
THE 70 SOFA



**SX/DX SI INTENDE GUARDANDO L'ELEMENTO, I GRAFICI RAPPRESENTATI SONO SX**  
LEFT OR RIGHT HAND FACING, CHARTS SHOWN ABOVE ARE LHF