

gemini.premium 1210



Model Code F5653

date of issue 30-08-22 revision 00
revision of 20-09-22 (the present replaces any previous versions)

Designer: Bernard Masson.

Structure: pinewood, multilayer and plywood covered with polyurethane foam.

Spring system: elastic webbing

Seat Padding: seat cushions in ecological polyurethane foam, covered with 100% polyester padding

Back Padding: backrests and headrests in ecological polyurethane foam, covered with 100% polyester padding

Arm Interior: armrests in ecological polyurethane foam, covered with 100% polyester padding

Removability: not available

Sewing: leather coverings feasible with contrast stitching in the colors available; cuts and sewing vary on microfibre (or fabric) coverings.

Mechanisms: recliner versions equipped with electrically liftable headrests and electrically powered recliner mechanisms, with a sequential movement operated by a touch-pad positioned underneath the backrests. Manually liftable headrests on recliner versions with manual headrests and on fixed (non-reclining) versions. The depth of the model with open recliner is 146 cm. The height of the model with lift-up headrests is 91 cm.

Standard feet: metal feet, h 14 cm, with standard matt black finish. Alternatively, it is possible to choose among the standard or "special" finishes enclosed in the sample book. Some versions may be equipped with hidden feet with a supporting structural function.

Density of seat and back kg/cbm (±5%) (1)

Markets	Seat	Back
I	35 Medium	27
D - NL - CH	35 SOSTENUTO hard	28 hard
USA - California		
GB	37 fire retardant	31 fire retardant
Others	35 Medium	27

Note: when no values/contents are specified in the chart, please refer to 'Others' field/area.

(1) Density: volume mass apparently determined on materials without any kind of covers and according to the UNI EN ISO 845 regulations. Indicated values refer to production averages; the Company reserves the right, if needed, to make changes to the declared technical characteristics. Before use, it is advisable to look at the SAFETY INFORMATION TECHNIQUE for info regarding use and protection of people and of the environment, in compliance with existing EEC regulations.

Coverings

	suggested	not suggested	not possible
thick leathers	✓		
thin elastic leathers	✓		
natural leathers	✓		
fabric*	✓		
microfibre*	✓		
leather + split	✓		
DeLuxe			✓
multi colour**			✓
multi-category**			✓
multi covering**			✓

Please note: for not removable models, only one colour fabric covers are available.

* fabrics and microfibers are not available for the U.K. market

Components / Optional vers.



Feet



PM2251

PM2254



Ottoman



With the reservation of carrying for production purposes and without advanced notices modifications on the materials, coverings and dimensions of the product as indicated in the relevant specification. The given dimensions and volume are of indicative value being subject to the production process tolerances. For normal use, the following maximum loads are recommended: Armchairs max. 120 kg, 2-seat sofas max. 200 kg (2x100 kg), 3-seat sofas max. 240 kg (3x80 kg). Use with loads exceeding the indicated values may cause the sofa/armchair or its components to break.

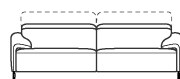
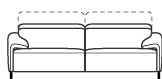
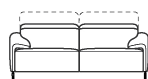
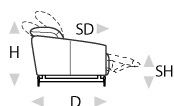


↑ fold following the dotted line ↑

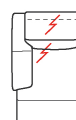
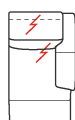
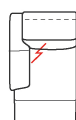
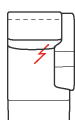
gemini.premium 1210



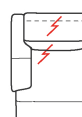
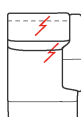
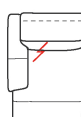
L Length - H Height - D Depth - SH Seat Height - SD Seat Depth
Dimensions refer to maximum sizes of the version with closed mechanism (where available).



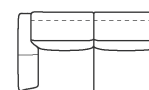
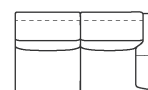
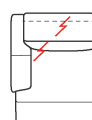
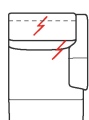
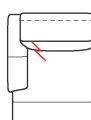
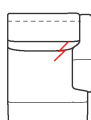
dimensions	L 180 H76 D105 SH44 SD57	L 200 H76 D105 SH44 SD57	L 220 H76 D105 SH44 SD57	L 90 H76 D105 SH44 SD57	L 90 H76 D105 SH44 SD57
version code	200	240	300	B 68	B 69
Description	2 seater	2 1/2 seater	3 seater	mini chair raf	mini chair laf



L 90 H76 D105 SH44 SD57	L 90 H76 D105 SH44 SD57	L 90 H76 D105 SH44 SD57	L 90 H76 D105 SH44 SD57	L 100 H76 D105 SH44 SD57	L 100 H76 D105 SH44 SD57
D 84	D 85	C 36	C 37	110	120
rhf el.rec.mini ch.man.hrest	lhf el.rec.mini ch.man.hrest	rhf el.rec.mini chair	lhf el.rec.mini chair	1 right arm facing chair	1 left arm facing chair



L 100 H76 D105 SH44 SD57	L 100 H76 D105 SH44 SD57	L 100 H76 D105 SH44 SD57	L 100 H76 D105 SH44 SD57	L 110 H76 D105 SH44 SD57	L 110 H76 D105 SH44 SD57
D 86	D 87	173	174	114	124
rhf el.rec.chair man.hrest	lhf el.rec.chair man.hrest	elec.rec.chair 1arm raf	elec.rec.chair 1arm laf	rhf maxi chair	lhf maxi chair



L 110 H76 D105 SH44 SD57	L 110 H76 D105 SH44 SD57	L 110 H76 D105 SH44 SD57	L 110 H76 D105 SH44 SD57	L 183 H76 D105 SH44 SD57	L 183 H76 D105 SH44 SD57
D 88	D 89	612	613	251	252
rhf el.rec.maxi ch.man.hrest	lhf el.rec.maxi ch.man.hrest	1raf maxi chair rec.el	1laf maxi chair rec.el	1 right arm fac.2 1/2 str	1 left arm fac. 2 1/2 str

↓ fold following the dotted line ↓

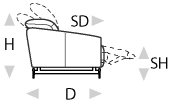


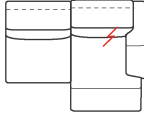
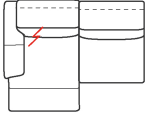
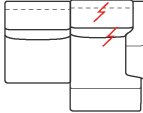
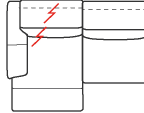


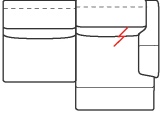
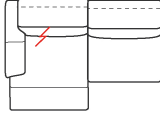
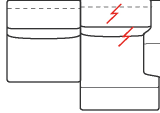
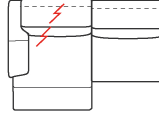
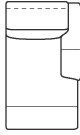
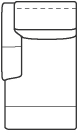
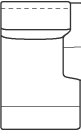
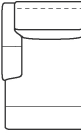



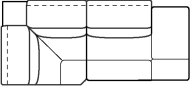
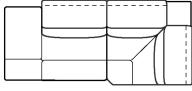
↑ fold following the dotted line ↑

gemini. premium 1210



L Length - H Height - D Depth - SH Seat Height - SD Seat Depth
 Dimensions refer to maximum sizes of the version with closed mechanism (where available).



					
dimensions L 183 H76 D105 SH44 SD57	dimensions L 183 H76 D105 SH44 SD57	dimensions L 183 H76 D105 SH44 SD57	dimensions L 183 H76 D105 SH44 SD57	dimensions L 203 H76 D105 SH44 SD57	
version code AS0	version code AS1	version code G06	version code G07	version code 310	
Description man.headr.el.rec.rhfman.headr.el.rec.lhf 2 1/2 str	Description man.headr.el.rec.lhf 2 1/2 str	Description rhf 2 1/2 seater el.rec.	Description lhf 2 1/2 seater el.rec.	Description 1right arm facing 3 str	
					
dimensions L 203 H76 D105 SH44 SD57	dimensions L 203 H76 D105 SH44 SD57	dimensions L 203 H76 D105 SH44 SD57	dimensions L 203 H76 D105 SH44 SD57	dimensions L 203 H76 D105 SH44 SD57	dimensions L 100 H76 D165 SH44 SD117
version code 320	version code AS2	version code AS3	version code 403	version code 404	version code 410
Description 1left arm facing 3 str	Description man.headr.el.rec.rhfman.headr.el.rec.lhf 3 str	Description man.headr.el.rec.lhf 3 str	Description 1rgt arm fac.3str elec.rec.	Description 1lft arm fac.3str elec.rec.	Description chaise lon.rhf arm fac
					
dimensions L 100 H76 D165 SH44 SD117	dimensions L 110 H76 D165 SH44 SD117	dimensions L 110 H76 D165 SH44 SD117	dimensions L 203 H76 D105 SH44 SD57	dimensions L 213 H76 D105 SH44 SD57	dimensions L 113 H76 D113 SH44 SD57
version code 420	version code 601	version code 602	version code 243	version code 330	version code 040
Description chaise lon.lhf arm fac	Description maxi chaise lon.rgt arm fac.	Description maxi chaise lon.lft arm fac.	Description 2 1/2 seater with no armrests	Description 3 str with no armrests	Description square corner
					
dimensions L 245 H76 D113 SH44 SD57	dimensions L 245 H76 D113 SH44 SD57				
version code 043	version code 044				
Description sq.cor.chr.sq.mer. rig.fac.	Description sq.cor.chr.sq.mer. left fac.				

↓ fold following the dotted line ↓

