

i sassi.cal 1240



Model Code F2742

date of issue 19-03-24 revision 00
revision of 09-04-24 (the present replaces any previous versions)

Designer: Temothee studio

Structure: pinewood, multilayer and plywood

Spring system: elastic webbing

Seat Padding: in ecological polyurethane foam covered with 100% polyester layer

Back Padding: in ecological polyurethane foam covered with 100% polyester layer

Arm Interior: in ecological polyurethane foam covered with 100% polyester layer

Removability: not available

Sewing: covers are feasible with tone-on-tone stitching or, upon request, with contrast stitching in the colors available.

Standard feet: PL2304, plywood base h. 4 cm, in laminated wood with glossy finish.

Density of seat and back kg/cbm (±5%) ⁽¹⁾

Markets	Seat	Back
I	35 Medium	27
D - NL - CH	37 sostenuto hard	28 sostenuto hard
USA - California	35 soft	27 soft
GB	37 fire retardant	30 fire retardant
Others	35 Medium	27

⁽¹⁾Density: volume mass apparently determined on materials without any kind of covers and according to the UNI EN ISO 845 regulations. Indicated values refer to production averages; the Company reserves the right, if needed, to make changes to the declared technical characteristics. Before use, it is advisable to look at the SAFETY INFORMATION TECHNIQUE for info regarding use and protection of people and of the environment, in compliance with existing EEC regulations.

Coverings

	suggested	not suggested	not possible
thick leathers			✓
thin elastic leathers			✓
natural leathers			✓
fabric*	✓		
microfibre*	✓		
leather + split			✓
DeLuxe*			✓
multi colour**	✓		
multi-category**	✓		
multi covering**	✓		

Please note: for not removable models, only one colour fabric covers are available.

* Deluxe, Fabrics and microfibers are not available for the U.K. - USA/CA - IE market.



Feet



PL2304



Ottoman



We reserve the right to amend materials, covers and product dimensions shown on the data sheet, for production purposes and without prior notice. The line drawings, graphic information, dimensions, and volume provided are approximate and may vary due to the tolerances allowed in the production process with a view to improvements. The following maximum load values are recommended under normal use: armchairs max. 120 kg, 2-seater sofas max. 200 kg (2x100 kg), 3-seater sofas max. 240 kg (3x80 kg). Exceeding the recommended load may cause a structural failure of the sofa/armchair or its components.



↑ fold following the dotted line ↑

i sassi.cal 1240



L Length - H Height - D Depth - SH Seat Height - SD Seat Depth
 Dimensions refer to maximum sizes of the version with closed mechanism (where available).

dimensions	L 225 H76 D96 SH42 SD60		L 245 H76 D96 SH42 SD60		L 112 H76 D96 SH42 SD60	L 112 H76 D96 SH42 SD60	L 148 H76 D96 SH42 SD60					
version code	300		354		110	120	DP2					
Description	3 seater		3 seater maxi		1 right arm facing chair	1 left arm facing chair	special rhf chair					
version code	DP4		114		124	DP8	DQ0	310				
Description	special lhf chair	rhf maxi chair	lhf maxi chair	special rhf maxi chair	special lhf maxi chair	1 right arm facing 3 str						
version code	320		DR6		DR8	592	593	DW8				
Description	1 left arm facing 3 str	special rhf 3-seater	special lhf 3-seater	1 raf 3 str maxi	1 lhf 3 str maxi	special maxi rhf 3-seater						
version code	DW9		130		144		410		420		601	
Description	special maxi lhf 3-seater	chair without armr.	maxi chair no arm	chaise lon.rhf arm fac	chaise lon.lhf arm fac	maxi chaise lon.rgt arm fac.						

↓ fold following the dotted line ↓

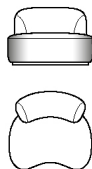
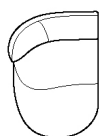
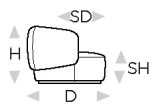


↑ fold following the dotted line ↑

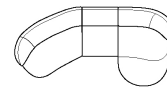
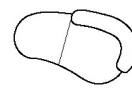
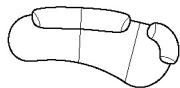
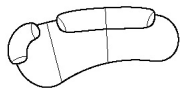
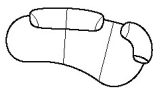
i sassi.cal 1240



L Length - H Height - D Depth - SH Seat Height - SD Seat Depth
 Dimensions refer to maximum sizes of the version with closed mechanism (where available).



dimensions	L 122 H76 D163 SH42 SD128	L 108 H76 D93 SH42 SD55	L 129 H76 D108 SH42 SD60	L 129 H76 D108 SH42 SD60	L 250 H76 D129 SH42 SD60
version code	602	100	DW6	DW7	DW2
Description	maxi chaise lon.lft arm fac.	chair	rhf meridien special chair	lhf meridien special chair	rhf meridien special sofa



L 250 H76 D129 SH42 SD60	L 290 H76 D129 SH42 SD60	L 290 H76 D129 SH42 SD60	L 212 H76 D119 SH42 SD60	L 212 H76 D119 SH42 SD60	L - H- D- SH- SD-
DW3	DW0	DW1	DW4	DW5	WG6
lhf meridien special sofa	rhf meridien xl special sofa	lhf meridien xl special sofa	rhf meridien dormeuse	lhf meridien dormeuse	dq0 + 144 + 601

↓ fold following the dotted line ↓



i sassi.cal 1240

Model Code F2742

date of issue 19-03-24
revision 00 of 09-04-24
(the present replaces any previous versions)



****Multicover (combination of different materials)**
YES NO

****Multicolor (different colors belonging to the same material)**
YES NO

1st cover
SPLIT LEATHER FABRIC MICROFIBER

1st color
SPLIT LEATHER FABRIC MICROFIBER

2nd cover
SPLIT LEATHER FABRIC MICROFIBER

2nd color
SPLIT LEATHER FABRIC MICROFIBER

3rd cover
SPLIT LEATHER FABRIC MICROFIBER

3rd color
SPLIT LEATHER FABRIC MICROFIBER

****Multicategory (different categories belonging to the same material)**
YES NO

