

Oplà.premium 1164_EXT



Model Code F5694

date of issue 11-12-23 revision 00
revision of 01-03-24 (the present replaces any previous versions)

Designer: centro studi interno

Structure: pinewood, beech-wood, multilayer and plywood covered with polyurethane foam

Spring system: elastic webbing

Seat Padding: seat cushions in polyurethane foam covered with 100% polyester layer.

Back Padding: backrests and headrests in polyurethane foam covered with 100% polyester layer.

Arm Interior: in polyurethane foam covered with 100% polyester layer.

Removability: not available.

Sewing: leather covers feasible with contrast stitching in the colors available; cuts and sewing vary on microfiber (or fabric) coverings.

Mechanisms: model equipped with manually lift-up headrests. The height of the model with lifted headrest is 102 cm. "Pull-out footstool" versions are equipped with a mechanism that allows the seat depth to be increased by 78 cm. The total depth of the model with open recliner is 183 cm. Version holder armless chaise longue (QT3/QT4) is equipped with a gas spring front opening mechanism.

Standard feet: the model is lifted 7 cm off the floor. Standard shiny metal feet PM2144 included in versions H26/H27 (armrest_a), feet PM2151 included in versions AE6/AE7 (armrest_e) and PM2152 chaise longue front feet. Upon request it is possible to choose from the standard finishes enclosed in the sample book. The sample book also includes "special" finishes available with a price upcharge, subject to production approval. The model is also equipped with feet with a supporting structural function.

Density of seat and back kg/cbm (±5%) ⁽¹⁾

Markets	Seat	Back
I	30 Medium	28
D - NL - CH	30 sostenuto hard	30 hard
USA - California	30 soft	28 soft
GB	37 fire retardant	31 fire retardant
Others	30 Medium	28

⁽¹⁾Density: volume mass apparently determined on materials without any kind of covers and according to the UNI EN ISO 845 regulations. Indicated values refer to production averages; the Company reserves the right, if needed, to make changes to the declared technical characteristics. Before use, it is advisable to look at the SAFETY INFORMATION TECHNIQUE for info regarding use and protection of people and of the environment, in compliance with existing EEC regulations.

Coverings

	suggested	not suggested	not possible
thick leathers	✓		
thin elastic leathers	✓		
natural leathers	✓		
fabric*	✓		
microfibre*	✓		
leather + split	✓		
DeLuxe*			✓
multi colour**			✓
multi-category**			✓
multi covering**			✓

Please note: for not removable models, only one colour fabric covers are available.

* Deluxe, Fabrics and microfibers are not available for the U.K. - USA/CA - IE market.



Feet



PM2144

PM2151

PM2152



Ottoman



We reserve the right to amend materials, covers and product dimensions shown on the data sheet, for production purposes and without prior notice. The line drawings, graphic information, dimensions, and volume provided are approximate and may vary due to the tolerances allowed in the production process with a view to improvements. The following maximum load values are recommended under normal use: armchairs max. 120 kg, 2-seater sofas max. 200 kg (2x100 kg), 3-seater sofas max. 240 kg (3x80 kg). Exceeding the recommended load may cause a structural failure of the sofa/armchair or its components.

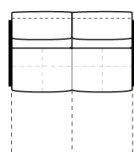
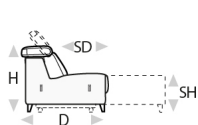


↑ fold following the dotted line ↑

Oplà.premium 1164_EXT

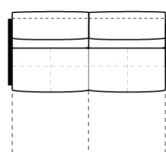


L Length - H Height - D Depth - SH Seat Height - SD Seat Depth
Dimensions refer to maximum sizes of the version with closed mechanism (where available).



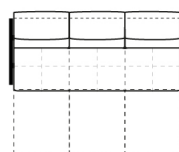
L 160
H83 D105 SH44 SD58
QT0

pull-out footstool
2s 1/2



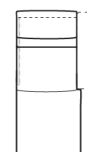
L 200
H83 D105 SH44 SD58
QT1

pull-out ftstool
armless 3s.



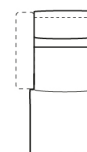
L 213
H83 D105 SH44 SD58
QT2

pull-out ftstool
armless 3/3



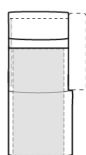
L 83
H83 D183 SH44 SD136
CS9

rhf arm.side
arml.chais long



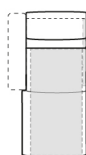
L 83
H83 D183 SH44 SD136
CT0

lhf arm.side
arml.chais long



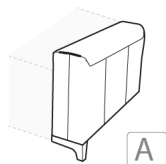
L 83
H83 D183 SH44 SD136
QT3

rhf armside
holder arml.ch.l.



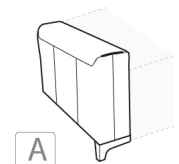
L 83
H83 D183 SH44 SD136
QT4

lhf armside
holder arml.ch.l.



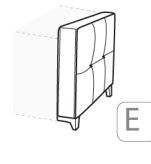
L 23
H61 D97 SH- SD-
H26

armrest_a right



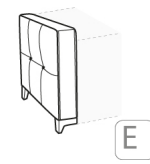
L 23
H61 D97 SH- SD-
H27

armrest_a left



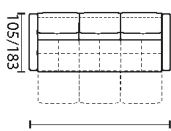
L 15
H61 D97 SH- SD-
AE6

armrest_e right



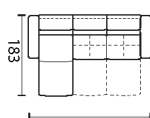
L 15
H61 D97 SH- SD-
AE7

armrest_e left



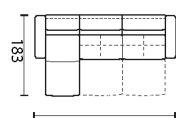
L -
H- D- SH- SD-
YB0

ae7 + qt2 + ae6



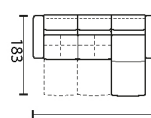
L -
H- D- SH- SD-
YB1

h27 + ct0 + qt0 +
h26



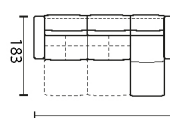
L -
H- D- SH- SD-
YB2

h27 + ct0 + qt1 +
h26



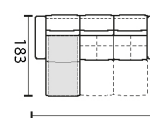
L -
H- D- SH- SD-
YB3

h27 + qt0 + cs9 +
h26



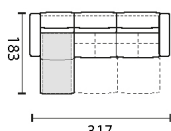
L -
H- D- SH- SD-
YB4

h27 + qt1 + cs9 +
h26



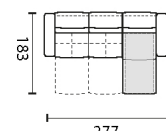
L -
H- D- SH- SD-
YB5

h27 + qt4 + qt0 +
h26



L -
H- D- SH- SD-
YB6

h27 + qt4 + qt1 +
h26



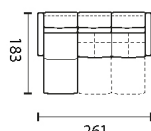
L -
H- D- SH- SD-
YB7

h27 + qt0 + qt3 +
h26



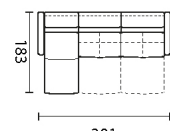
L -
H- D- SH- SD-
YB8

h27 + qt1 + qt3 +
h26



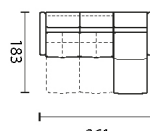
L -
H- D- SH- SD-
YB9

ae7 + ct0 + qt0 +
ae6



L -
H- D- SH- SD-
YC0

ae7 + ct0 + qt1 +
ae6



L -
H- D- SH- SD-
YC1

ae7 + qt0 + cs9 +
ae6

↓ fold following the dotted line ↓

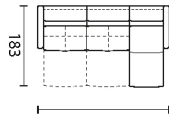
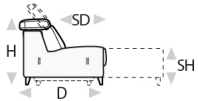


↑ fold following the dotted line ↑

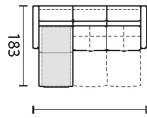
Oplà.premium 1164_EXT



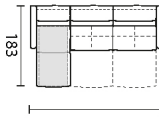
L Length - H Height - D Depth - SH Seat Height - SD Seat Depth
 Dimensions refer to maximum sizes of the version with closed mechanism (where available).



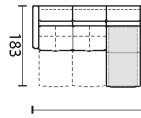
301
L -
H- D- SH- SD-



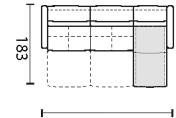
261
L -
H- D- SH- SD-



301
L -
H- D- SH- SD-



261
L -
H- D- SH- SD-



301
L -
H- D- SH- SD-

dimensions	YC2	YC3	YC4	YC5	YC6
version code	YC2	YC3	YC4	YC5	YC6
Description	ae7 + qt1 + cs9 + ae6	ae7 + qt4 + qt0 + ae6	ae7 + qt4 + qt1 + ae6	ae7 + qt0 + qt3 + ae6	ae7 + qt1 + qt3 + ae6

↓ fold following the dotted line ↓

