

# CITY

## SWIVEL CHAIR, 4-STAR BASE ON CASTORS



**Code**                    **OCITYA02**

### DESCRIPTION

Swivel chair with injection molded polyurethane foam shell and 4-star base on castors

### NOTES

On request only: personalized painted frame (min 100 pc)

### TECHNICAL INFORMATION

---

#### STRUCTURE

Injection molded polyurethane foam shell; steel inner frame;  
Slab polyurethane foam soft pad

#### PADDING (POLYURETHANE FOAM SHELL)

Seat: thickness 20mm - density 30 kg/m<sup>3</sup>  
Shell: thickness 20-50mm, density 65-70 kg/m<sup>3</sup>

#### LEGS / FRAME / BASE

4-star base on castors made from ø22mm steel tube;  
silver/white/anthracite epoxy powder coated or chromed

#### UPHOLSTERY

Categorie: B01-B03-C01-C05-D02-D03-D04-D06-P01-E01-E02-E03-E04-I01-I02-M01-M02-M03  
(vedi raccoglitori "FINISHING COLLECTION")

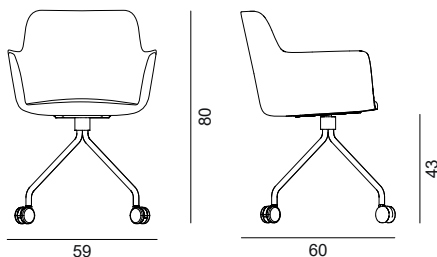
### SIZES

All sizes in mm

chair  
L 580 H 800 D 560

seat  
L 410 H 430 D 420

backrest  
L 460 H 410



#### WEIGHT

Net weight a chair: 7,1 Kg  
Gross weight a chair: 9,1 Kg

#### PACKAGING

1 disassembled chair per box  
600×600×840

#### VOLUME

M<sup>3</sup> box: 0,3

# CITY

## 4-LEG METAL BASE



**Code**                    **OCITYV01**

### DESCRIPTION

Chair with injection molded polyurethane foam shell and 4-leg metal base

### NOTES

On request only: personalized painted frame (min 100 pc)



### TECHNICAL INFORMATION

---

#### STRUCTURE

Injection molded polyurethane foam shell; steel inner frame;  
Slab polyurethane foam soft pad

#### PADDING (POLYURETHANE FOAM SHELL)

Seat: thickness 20mm - density 30 kg/m<sup>3</sup>  
Shell: thickness 20-50mm, density 65-70 kg/m<sup>3</sup>

#### LEGS / FRAME / BASE

Base made from chromed or powder coated Ø18mm steel tube; polyethylene glides

#### UPHOLSTERY

Categorie: B01-B03-C01-C05-D02-D03-D04-D05-P01-E01-E02-E03-E04-I01-I02-M01-M02-M03  
(vedi raccoglitore "FINISHING COLLECTION")

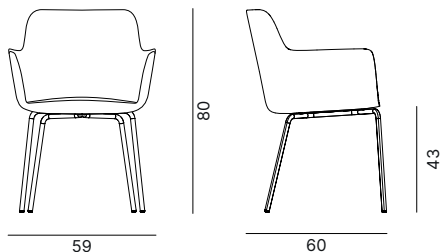
### SIZES

All sizes in mm

chair  
L 580 H 800 D 560

seat  
L 410 H 430 D 420

backrest  
L 460 H 410



#### WEIGHT

Net weight a chair: 8,0 Kg  
Gross weight a chair: 10,0 Kg

#### PACKAGING

1 disassembled chair per box  
600×600×840

#### VOLUME

M<sup>3</sup> box: 0,3

# CITY

## SLED BASE



**Code** OCITYV02

### DESCRIPTION

Chair with injection molded polyurethane foam shell and sled metal base

### NOTES

On request only: personalized painted frame (min 100 pc)



### TECHNICAL INFORMATION

---

#### STRUCTURE

Injection molded polyurethane foam shell; steel inner frame;  
Slab polyurethane foam soft pad

#### PADDING (POLYURETHANE FOAM SHELL)

Seat: thickness 20mm - density 30 kg/m<sup>3</sup>  
Shell: thickness 20-50mm, density 65-70 kg/m<sup>3</sup>

#### LEGS / FRAME / BASE

Base made from chromed or powder coated Ø11mm steel tube; polyethylene glides

#### UPHOLSTERY

Categorie: B01-B03-C01-C05-D02-D03-D04-D06-P01-E01-E02-E03-E04-I01-I02-M01-M02-M03  
(vedi raccoglitori "FINISHING COLLECTION")

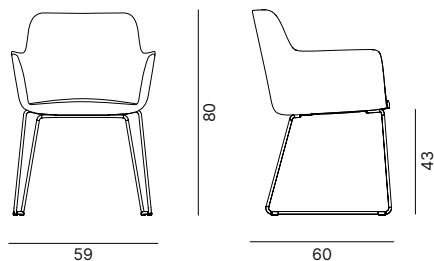
### SIZES

All sizes in mm

chair  
L 580 H 800 D 560

seat  
L 410 H 430 D 420

backrest  
L 460 H 410



#### WEIGHT

Net weight a chair: 8,5 Kg  
Gross weight a chair: 10,5 Kg

#### PACKAGING

1 disassembled chair per box  
600×600×840

#### VOLUME

M<sup>3</sup> box: 0,3

# CITY

## 4-LEG WOODEN BASE



**Code** OCITYV03

### DESCRIPTION

Chair with injection molded polyurethane foam shell and 4-leg wooden base

### NOTES

On request only: personalized painted frame (min 20 pc) 🌈

### TECHNICAL INFORMATION

---

#### STRUCTURE

Injection molded polyurethane foam shell; steel inner frame;  
Slab polyurethane foam soft pad

#### PADDING (POLYURETHANE FOAM SHELL)

Seat: thickness 20mm - density 30 kg/m<sup>3</sup>  
Shell: thickness 20-50mm, density 65-70 kg/m<sup>3</sup>

#### LEGS / FRAME / BASE

Chromed steel plate;  
Base made from Oak or Walnut varnished solid ash wood; polyethylene glides.

#### UPHOLSTERY

Categorie: B01-B03-C01-C05-D02-D03-D04-D06-P01-E01-E02-E03-E04-I01-I02-M01-M02-M03  
(vedi raccoglitori "FINISHING COLLECTION")

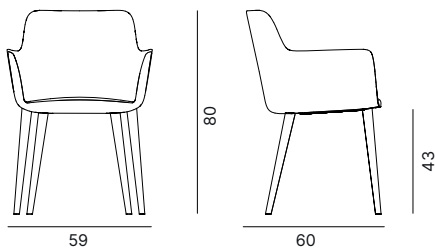
### SIZES

All sizes in mm

chair  
L 580 H 800 D 560

seat  
L 410 H 430 D 420

backrest  
L 460 H 410



#### WEIGHT

Net weight a chair: 8,4 Kg  
Gross weight a chair: 10,4 Kg

#### PACKAGING

1 disassembled chair per box  
600×600×840

#### VOLUME

M<sup>3</sup> box: 0,3

# CITY

## SWIVEL CHAIR, SPIDER BASE




**Code**                    **OCITYV04**

### DESCRIPTION

Chair with injection molded polyurethane foam shell and aluminium spider base

### NOTES

On request only: personalized painted frame (min 100 pc) 

### TECHNICAL INFORMATION

---

#### STRUCTURE

Injection molded polyurethane foam shell; steel inner frame;  
Slab polyurethane foam soft pad

#### PADDING (POLYURETHANE FOAM SHELL)

Seat: thickness 20mm - density 30 kg/m<sup>3</sup>  
Shell: thickness 20-50mm, density 65-70 kg/m<sup>3</sup>

#### LEGS / FRAME / BASE

Ø700mm four leg swivel spider base made from powder coated diecast aluminium;  
matching steel reinforced polyamide;  
no gas lift; silent nylon glides for carpet or hard flooring

#### UPHOLSTERY

Categorie: B01-B03-C01-C05-D02-D03-D04-D06-P01-E01-E02-E03-E04-I01-I02-M01-M02-M03  
(vedi raccoglitore "FINISHING COLLECTION")

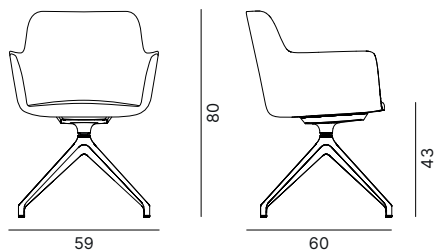
### SIZES

All sizes in mm

chair  
L 580 H 800 D 560

seat  
L 410 H 430 D 420

backrest  
L 460 H 410



#### WEIGHT

Net weight a chair: 8,8 Kg  
Gross weight a chair: 10,8 Kg

#### PACKAGING

1 disassembled chair per box  
600×600×840

#### VOLUME

M<sup>3</sup> box: 0,3

# CITY

## CANTILEVER BASE




**Code**                    **OCITYV07**

### DESCRIPTION

Chair with injection molded polyurethane foam shell and cantilever base

### NOTES

On request only: personalized painted frame (min 100 pc) 

### TECHNICAL INFORMATION

---

#### STRUCTURE

Injection molded polyurethane foam shell; steel inner frame;  
Slab polyurethane foam soft pad

#### PADDING (POLYURETHANE FOAM SHELL)

Seat: thickness 20mm - density 30 kg/m<sup>3</sup>  
Shell: thickness 20-50mm, density 65-70 kg/m<sup>3</sup>

#### LEGS / FRAME / BASE

Base made from chromed or powder coated Ø22mm steel tube; polyethylene glides

#### UPHOLSTERY

Categorie: B01-B03-C01-C05-D02-D03-D04-D06-P01-E01-E02-E03-E04-I01-I02-M01-M02-M03  
(vedi raccoglitori "FINISHING COLLECTION")

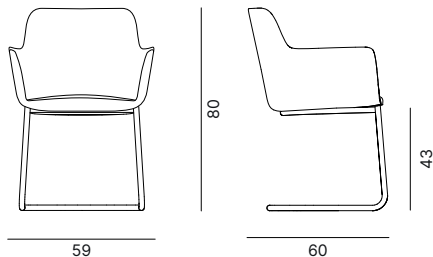
### SIZES

All sizes in mm

chair  
L 580 H 800 D 560

seat  
L 410 H 430 D 420

backrest  
L 460 H 410



#### WEIGHT

Net weight a chair: 10 Kg  
Gross weight a chair: 12 Kg

#### PACKAGING

1 disassembled chair per box  
600×600×840

#### VOLUME

M<sup>3</sup> box: 0,3