


# ADO

## ARMCHAIR



**Code** OADO1101

**DESCRIPTION**  
Single armchair

**NOTE**  
On request only: fire retardant foam padding 

### SPECIFICATIONS

---

**STRUCTURE**  
Structural inner frame made of beech plywood

**PADDING**  
Padding made of profile cut polyurethane foam wrapped in polyester fibre wadding  
Seat: Thickness 90 mm, Density 30 Kg/m<sup>3</sup>  
Backrest: Thickness 75 mm, Density 30 Kg/m<sup>3</sup>

**LEGS / FRAME / BASE**  
2mm 30×30mm epoxy powder coated steel frame

**UPHOLSTERY**  
Categories: B01-B03-C01-C05-D02-D03-D04-D06-P01-E01-E02-E03-E04-I01-I02-M01-M02-M03  
(see "FINISHING COLLECTION" folder)

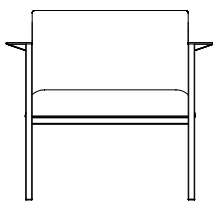
### SIZE

Dimensions in millimeters


article  
L 800 H 740 D 760

seat  
L 600 H 420 D 500

backrest  
L 600 H 330



80



74

42

76

### WEIGHT

Net weight a chair: 18 Kg  
Gross weight a chair: 21 Kg

### PACKAGING

1 x box  
L 780 H 780 D 730

### VOLUME

M3 box: 0,44

# ADO

## 2 SEATER SOFA




**Code** OADO1101

### DESCRIPTION

2 seater sofa

### NOTE

On request only: fire retardant foam padding 

### SPECIFICATIONS

---

#### STRUCTURE

Structural inner frame made of beech plywood

#### PADDING

Padding made of profile cut polyurethane foam wrapped in polyester fibre wadding

Seat: Thickness 90 mm, Density 30 Kg/m<sup>3</sup>

Backrest: Thickness 75 mm, Density 30 Kg/m<sup>3</sup>

#### LEGS / FRAME / BASE

2mm 30×30mm epoxy powder coated steel frame

#### UPHOLSTERY

Categories: B01-B03-C01-C05-D02-D03-D04-D06-P01-E01-E02-E03-E04-I01-I02-M01-M02-M03  
(see "FINISHING COLLECTION" folder)

### SIZE

Dimensions in millimeters

#### article

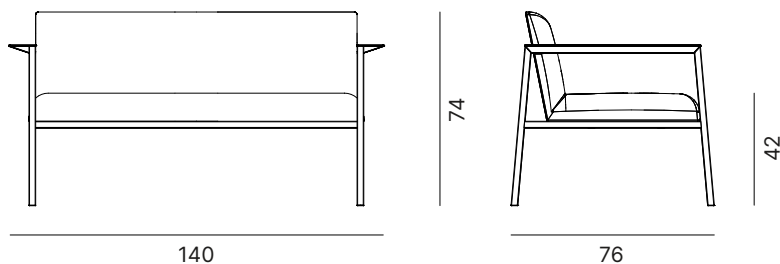
L 1400 H 740 D 760

#### seat

L 1200 H 420 D 500

#### backrest

L 600 H 330



#### WEIGHT

Net weight a chair: 26 Kg  
Gross weight a chair: 31 Kg

#### PACKAGING

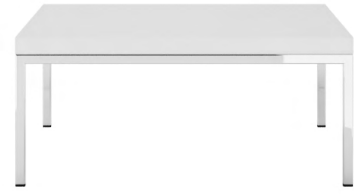
1 x box  
L 780 H 1280 D 730

#### VOLUME

M3 box: 0,73

# ADO

## TABLE



**Code** OADO1T01

### DESCRIPTION

Table with melamine top

### SPECIFICATIONS

---

#### TABLE TOP

30 mm MFC top finished with 3 mm ABS edges.  
Finishes options: White, Canaletto walnut, Elm

#### LEGS / FRAME / BASE

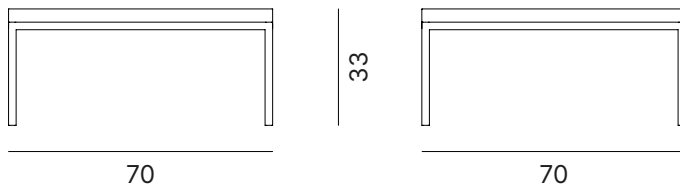
2mm 20×20mm epoxy powder coated steel frame; white or shadow grey painted.

### SIZE

Dimensions in millimeters

article

L 690 H 360 D 690



DESIGN LIVING

### WEIGHT

Net weight a chair: 6 Kg  
Gross weight a chair: 10 Kg

### PACKAGING

1 x box  
L 730 H 730 D 480

### VOLUME

M3 box: 0,26