

DIRECTA

HIGH BACK CHAIR

CATAS UNI EN 1335 C

Code ODIREA01 - ODIERA02



DESCRIPTION

High back executive armchair with integrated headrest

NOTE

65mm wheel brake in hard, soft or ring

SPECIFICATIONS

STRUCTURE

Beech plywood

BACKREST

Upholstered or naturally painted veneer finishes in American walnut, grey elm or ebony.

MECHANISM

MEC12 - Synchron self-adjusting mechanism - anti-shock facility - 4 degrees of recline

PADDING (Expanded polyurethane)

Seat: thickness 50 mm, density 50 Kg/m³

Backrest: thickness 50 mm, density 50 Kg/m³

ARMS

Chrome armrests with matching leather pads (black leather pads with category B/C/D/E upholstery)

LEGS / FRAME / BASE

Polished die-cast aluminum D680

UPHOLSTERY

Categories B01-B03-C01-C05-D02-D03-D04-D06-E01-E02-P01

(see "FINISHING COLLECTION" folder)

SIZE

Dimensions in millimeters

chair

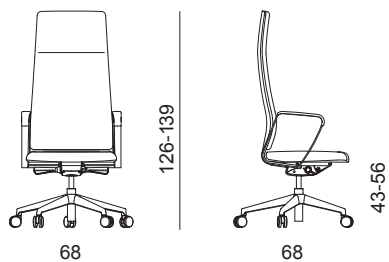
L 680 H 1260-1390 P 680

seating

L 510 H 430-560 P 470

backrest

L 510 H 830



WEIGHT

Net weight a chair: 24,0 Kg

Gross weight a chair: 28,0 Kg

PACKAGING

1 x package

1005×625×595

VOLUME

M³ package: 0,37

DIRECTA

MID BACK CHAIR

CATAS UNI EN 1335 C

Code ODIREB01 - ODIERB02



DESCRIPTION

Mid back executive armchair

NOTE

65mm wheel brake in hard, soft or ring

SPECIFICATIONS

STRUCTURE

Beech plywood

BACKREST

Upholstered or naturally painted veneer finishes in American walnut, grey elm or ebony.

MECHANISM

MEC12 - Synchron self-adjusting mechanism - anti-shock facility - 4 degrees of recline

PADDING (Expanded polyurethane)

Seat: thickness 50 mm, density 50 Kg/m³

Backrest: thickness 50 mm, density 50 Kg/m³

ARMS

Chrome armrests with matching leather pads (black leather pads with category B/C/D/E upholstery)

LEGS / FRAME / BASE

Polished die-cast aluminum D680

UPHOLSTERY

Categories B01-B03-C01-C05-D02-D03-D04-D06-E01-E02-P01

(see "FINISHING COLLECTION" folder)

SIZE

Dimensions in millimeters

chair

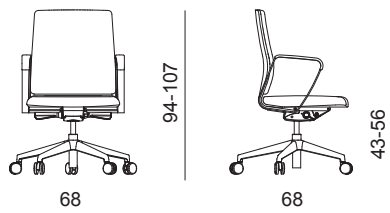
L 680 H 940-1070 P 680

seating

L 510 H 430-560 P 470

backrest

L 510 H 510



WEIGHT

Net weight a chair: 21,0 Kg

Gross weight a chair: 24,0 Kg

PACKAGING

1 x package

705×625×595

VOLUME

M³ package: 0,26

DIRECTA

VISITOR CHAIR

CATAS UNI EN 16139



Code ODIREV01 - ODIERV02

DESCRIPTION

Mid back visitor executive armchair

NOTE

Optional - auto return mechanism

SPECIFICATIONS

STRUCTURE

Beech plywood

BACKREST

Upholstered or naturally painted veneer finishes in American walnut, grey elm or ebony.

MECHANISM

Block with control for seat elevation

PADDING (Expanded polyurethane)

Seat: thickness 50 mm, density 50 Kg/m³

Backrest: thickness 30 mm, density 30 Kg/m³

ARMS

Chrome armrests with matching leather pads (black leather pads with category B/C/D/E upholstery)

LEGS / FRAME / BASE

Polished die-cast aluminum base 700mm with feet

UPHOLSTERY

Categories B01-B03-C01-C05-D02-D03-D04-D06-E01-E02-P01
(see "FINISHING COLLECTION" folder)

SIZE

Dimensions in millimeters

chair

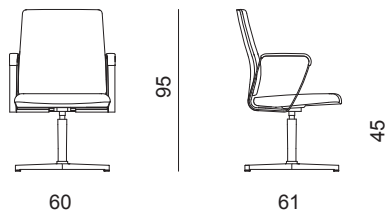
L 680 H 940-1070 P 680

seating

L 510 H 430-560 P 470

backrest

L 510 H 510



WEIGHT

Net weight a chair: 20,0 Kg

Gross weight a chair: 23,0 Kg

PACKAGING

1 x package

705×625×595

VOLUME

M³ package: 0,26