

# CLUE

## 4-LEGGED METAL BASE CHAIR

CATAS EN 16139 LEVEL 1

**Code** OCLUEV01



### DESCRIPTION

Multifunctional chair with 4-legged metal base and polypropylene shell

### NOTE

Stackable up to 6 high

On request only: fire retardant version (min 300 pc)

Personalized painted frame on request (min 6 pieces)

### OPTIONAL

Articulating adjustable feet

Upholstered seat & back (non-removable) in B01, B03, C01, C05, D02, D03, D04, D06, P01, E01, E02, E03, E04, I01, I02, M02, M03;

Loose seat pad with anti-slip underlay in B01-B03, various finishes

### TECHNICAL INFORMATION

#### STRUCTURE

8mm polypropylene frame; colors: White, Beige, Grey, Umbra Grey, Ocher, Burnt Orange, Olive Green, Cobalt Blue, Dark Brown.

Polypropylene cover

#### LEGS / FRAME / BASE

16X2 high resistant steel tubes; chromed or epoxy powder painted in aluminum, white or shadow grey

#### PADDING

Loose seat pad (optional): expanded elastic PVC, thickness 10 mm, density 135 Kg/m<sup>3</sup>

Upholstered seat & back (optional): expanded polyurethane, thickness 10 mm, density 50 Kg/m<sup>3</sup>

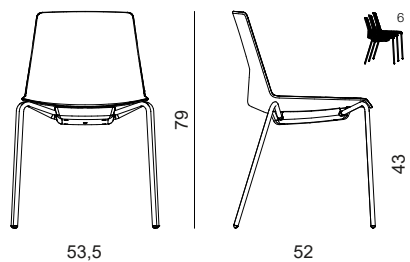
### SIZES

All sizes in mm

chair  
L 535 H 790 D 520

seat  
L 460 H 430 D 410

backrest  
L 400 H 380



#### WEIGHT

Net weight a chair: 5,15 Kg  
Gross weight a chair: 6,15 Kg

#### PACKAGING

2 disassembled chairs per box  
545×545×525

#### VOLUME

M3 box: 0,16

# CLUE

## 4-LEG CHAIR WITH INTEGRAL ARMS, METAL FRAME





**Code** OCLUEV06

### DESCRIPTION

Multifunctional chair with 4-legged metal base and polypropylene shell; integral arms.

### NOTE

On request only: fire retardant version (min 300 pc)   
Personalized painted frame on request (min 6 pieces)   
Stackable up to 6 high

### OPTIONAL

Articulating adjustable feet

Upholstered seat & back (non-removable) in B01, B03, C01, C05, D02, D03, D04, D06, P01, E01, E02, E03, E04, I01, I02, M02, M03;

Loose seat pad with anti-slip underlay in B01-B03, various finishes

### TECHNICAL INFORMATION

#### STRUCTURE

8mm polypropylene frame; colors: White, Beige, Grey, Umbra Grey, Ocher, Burnt Orange, Olive Green, Cobalt Blue, Dark Brown.

Polypropylene cover

#### LEGS / FRAME / BASE

16X2 high resistant steel tubes; chromed or epoxy powder painted in aluminum, white or shadow grey

#### PADDING

Loose seat pad (optional): expanded elastic PVC, thickness 10 mm, density 135 Kg/m<sup>3</sup>

Upholstered seat & back (optional): expanded polyurethane, thickness 10 mm, density 50 Kg/m<sup>3</sup>

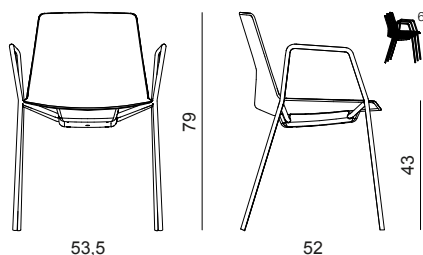
### SIZES

All sizes in mm

chair  
L 535 H 790 D 520

seat  
L 460 H 430 D 410

backrest  
L 400 H 380



#### WEIGHT

Net weight a chair: 6,0 Kg  
Gross weight a chair: 7,3 Kg

#### PACKAGING

2 disassembled chairs per box  
550×570×720

#### VOLUME

M3 box: 0,23

# CLUE

## METAL SLED CHAIR

CATAS EN 16139 LEVEL 1, UNI EN 1022, UNI EN 1728



**Code** OCLUEV02


### DESCRIPTION

Multifunctional chair with sled metal base and polypropylene shell

### NOTE

Stackable up to 6 high

On request only: fire retardant version (min 300 pc) 

Personalized painted frame on request (min 6 pieces) 

### OPTIONAL

Linking device

Upholstered seat & back (non-removable) in B01, B03, C01, C05, D02, D03, D04, D06, P01, E01, E02, E03, E04, I01, I02, M02, M03;

Loose seat pad with anti-slip underlay in B01-B03, various finishes

### TECHNICAL INFORMATION

#### STRUCTURE

8mm polypropylene frame; colors: White, Beige, Grey, Umbra Grey, Ocher, Burnt Orange, Olive Green, Cobalt Blue, Dark Brown.

Polypropylene cover

#### LEGS / FRAME / BASE

12mm steel rod; chromed or epoxy powder painted in aluminum, white or shadow grey

#### PADDING

Loose seat pad (optional): expanded elastic PVC, thickness 10 mm, density 135 Kg/m<sup>3</sup>

Upholstered seat & back (optional): expanded polyurethane, thickness 10 mm, density 50 Kg/m<sup>3</sup>

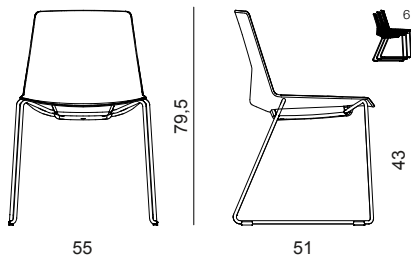
### SIZES

All sizes in mm

chair  
L 550 H 795 D 510

seat  
L 460 H 430 D 410

backrest  
L 400 H 380



#### WEIGHT

Net weight a chair: 6,85 Kg  
Gross weight a chair: 7,85 Kg

#### PACKAGING

2 disassembled chairs per box  
545×545×525

#### VOLUME

M3 box: 0,16

# CLUE

## WOODEN 4 LEG CHAIR

CATAS EN 16139 LEVEL 1, UNI EN 1022, UNI EN 1728





**Code** OCLUEV03

### DESCRIPTION

Multifunctional chair with solid beech base and polypropylene shell

### NOTE

On request only: fire retardant version (min 300 pc)   
Personalized painted frame on request (min 6 pieces) 

### OPTIONAL

Nylon feet supplied with felt pads for wooden flooring

Upholstered seat & back (non-removable) in B01, B03, C01, C05, D02, D03, D04, D06, P01, E01, E02, E03, E04, I01, I02, M02, M03;

Loose seat pad with anti-slip underlay in B01-B03, various finishes

### TECHNICAL INFORMATION

#### STRUCTURE

8mm polypropylene frame; colors: White, Beige, Grey, Umbra Grey, Ocher, Burnt Orange, Olive Green, Cobalt Blue, Dark Brown.

Polypropylene cover

#### LEGS / FRAME / BASE

Solid Ash with natural or walnut finish

#### PADDING

Loose seat pad (optional): expanded elastic PVC, thickness 10 mm, density 135 Kg/m<sup>3</sup>

Upholstered seat & back (optional): expanded polyurethane, thickness 10 mm, density 50 Kg/m<sup>3</sup>

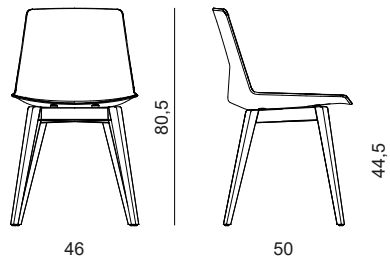
### SIZES

All sizes in mm

chair  
L 460 H 805 D 500

seat  
L 460 H 445 D 410

backrest  
L 400 H 380



#### WEIGHT

Net weight a chair: 4,85 Kg

Gross weight a chair: 6,85 Kg

#### PACKAGING

1 package with two shells +

1 package with two stems

#### VOLUME

M3 box: 0,24

# CLUE

## SPIDER BASE CHAIR, METAL FRAME





**Code** OCLUEV04

### DESCRIPTION

Multifunctional chair with metal swivel base and polypropylene shell

### NOTE

On request only: fire retardant version (min 300 pc)   
Personalized painted frame on request (min 6 pieces) 

### OPTIONAL

Upholstered seat & back (non-removable) in B01, B03, C01, C05, D02, D03, D04, D06, P01, E01, E02, E03, E04, I01, I02, M02, M03;  
Loose seat pad with anti-slip underlay in B01-B03, various finishes

### TECHNICAL INFORMATION

---

#### STRUCTURE

8mm polypropylene frame; colors: White, Beige, Grey, Umbra Grey, Ocher, Burnt Orange, Olive Green, Cobalt Blue, Dark Brown.  
Steel reinforced nylon plate

#### LEGS / FRAME / BASE

30×15 steel oval tube 2mm thickness chromed or epoxy powder painted in aluminum, white or shadow grey

#### ARMS

Chromed or epoxy powder-coated steel arms in aluminum, white, or shadow grey  
Brushed die-cast aluminum arms

#### PADDING

Loose seat pad (optional): expanded elastic PVC, thickness 10 mm, density 135 Kg/m<sup>3</sup>  
Upholstered seat & back (optional): expanded polyurethane, thickness 10 mm, density 50 Kg/m<sup>3</sup>

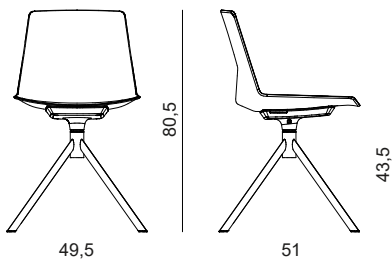
### SIZES

All sizes in mm

chair  
L 495 H 805 D 510

seat  
L 460 H 435 D 410

backrest  
L 400 H 380



#### WEIGHT

Net weight a chair: 5,8 Kg  
Gross weight a chair: 7,8 Kg

#### PACKAGING

1 package with two shells +  
1 package with two stems

#### VOLUME

M3 box: 0,26

# CLUE

## SPIDER BASE CHAIR, WOODEN FRAME



**Code** OCLUEV05

### DESCRIPTION

Multifunctional chair with swivel wooden legged base and polypropylene shell

### NOTE

Personalized painted frame on request (min 6 pieces) 🎨

### OPTIONAL

Nylon feet supplied with felt pads for wooden flooring

Upholstered seat & back (non-removable) in B01, B03, C01, C05, D02, D03, D04, D06, P01, E01, E02, E03, E04, I01, I02, M02, M03;

Loose seat pad with anti-slip underlay in B01-B03, various finishes

### TECHNICAL INFORMATION

---

#### STRUCTURE

8mm polypropylene frame; colors: White, Beige, Grey, Umbra Grey, Ocher, Burnt Orange, Olive Green, Cobalt Blue, Dark Brown.

Steel reinforced nylon plate

#### LEGS / FRAME / BASE

Legs in solid ash wood with oak or walnut finish; steel trestle painted with epoxy powder in white or shadow grey

#### ARMS

Chromed or epoxy powder-coated steel arms in aluminum, white, or shadow grey

Brushed die-cast aluminum arms

#### PADDING

Loose seat pad (optional): expanded elastic PVC, thickness 10 mm, density 135 Kg/m<sup>3</sup>

Upholstered seat & back (optional): expanded polyurethane, thickness 10 mm, density 50 Kg/m<sup>3</sup>

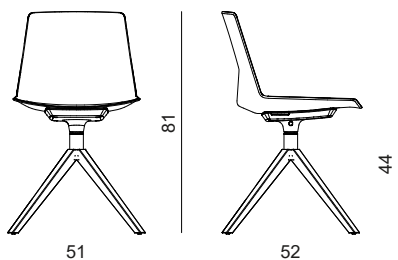
### SIZES

All sizes in mm

chair  
L 510 H 810 D 520

seat  
L 460 H 440 D 410

backrest  
L 400 H 380



#### WEIGHT

Net weight a chair: 5,7Kg  
Gross weight a chair: 7,7 Kg

#### PACKAGING

1 package with two shells +  
1 package with two stems

#### VOLUME

M3 box: 0,26

# CLUE

## SWIVEL CHAIR 5-STAR BASE WITH WHEELS



**Code** OCLUEA01

### DESCRIPTION

Multifunctional swivel chair with polypropylene shell and 5-star base

### NOTE

On request only: fire retardant version (min 300 pc) 

### OPTIONAL

Various types of wheel brakes

Swivel tablet - **CATAS** EN 16139 2° Level (Extreme use)

Upholstered seat & back (non-removable) in B01, B03, C01, C05, D02, D03, D04, D06, P01, E01, E02, E03, E04, I01, I02, M02, M03;

Loose seat pad with anti-slip underlay in B01-B03, various finishes

### TECHNICAL INFORMATION

#### STRUCTURE

8mm polypropylene frame; colors: White, Beige, Grey, Umbra Grey, Ocher, Burnt Orange, Olive Green, Cobalt Blue, Dark Brown.

#### LEGS / FRAME / BASE

Die-cast aluminum Ø670mm painted aluminum, white or shadow grey.

#### ARMS

Chromed or epoxy powder-coated steel arms in aluminum, white, or shadow grey.  
Brushed die-cast aluminum arms

#### MACHANISM

0-100mm gas lift; with lever

#### PADDING

Loose seat pad (optional): expanded elastic PVC, thickness 10 mm, density 135 Kg/m<sup>3</sup>

Upholstered seat & back (optional): expanded polyurethane, thickness 10 mm, density 50 Kg/m<sup>3</sup>

### SIZES

All sizes in mm

#### chair

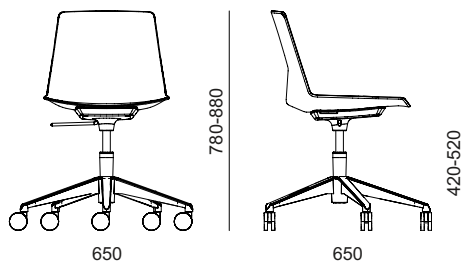
L 650 H 780-880 D 650

#### seat

L 460 H 420-520 D 410

#### backrest

L 400 H 380



#### WEIGHT

Net weight a chair: 6,4 Kg

Gross weight a chair: 8,4 Kg

#### PACKAGING

1 disassembled chair per box

610×640×340

#### VOLUME

M3 box: 0,13

# CLUE

## CHAIR 4-STAR BASE WITH WHEELS



**Code** OCLUEA02

### DESCRIPTION

Multifunctional swivel chair with polypropylene shell and 4-star base

### OPTIONAL

Various types of wheel brakes

Upholstered seat & back (non-removable) in B01, B03, C01, C05, D02, D03, D04, D06, P01, E01, E02, E03, E04, I01, I02, M02, M03;

Loose seat pad with anti-slip underlay in B01-B03, various finishes

### TECHNICAL INFORMATION

#### STRUCTURE

8mm polypropylene frame; colors: White, Beige, Grey, Umbra Grey, Ocher, Burnt Orange, Olive Green, Cobalt Blue, Dark Brown.

#### LEGS / FRAME / BASE

Ø700mm 4-star base on castors made of ø20mm 2mm thick steel tube; silver/white/anthracite epoxy powder coated or chromed; steel reinforced nylon upper plate in a matching finish to the base

#### ARMS

Chromed or epoxy powder-coated steel arms in aluminum, white, shadow grey or chrome.  
Brushed die-cast aluminum arms

#### PADDING

Loose seat pad (optional): expanded elastic PVC, thickness 10 mm, density 135 Kg/m<sup>3</sup>

Upholstered seat & back (optional): expanded polyurethane, thickness 10 mm, density 50 Kg/m<sup>3</sup>

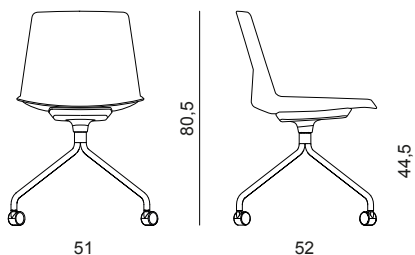
### SIZES

All sizes in mm

chair  
L 510 H 805 D 520

seat  
L 460 H 445 D 410

backrest  
L 400 H 380



#### WEIGHT

Net weight a chair: 5,8 Kg  
Gross weight a chair: 7,8 Kg

#### PACKAGING

1 disassembled chair per box  
560×530×480

#### VOLUME

M3 box: 0,14



# CLUE

## 4-LEGGED METAL BASE STOOL H. 75 CM



**Code** OCLUES01

### DESCRIPTION

Stool with 4-legged metal base and polypropylene shell



### OPTIONAL

Upholstered seat & back (non-removable) in B01, B03, C01, C05, D02, D03, D04, D06, P01, E01, E02, E03, E04, I01, I02, M02, M03;

Loose seat pad with anti-slip underlay in B01-B03, various finishes

Articulating adjustable feet

### NOTE

On request only: fire retardant version (min 300 pc)   
Personalized painted frame on request (min 2 pieces) 

### TECHNICAL INFORMATION

---

#### STRUCTURE

8mm polypropylene frame; colors: White, Beige, Grey, Umbra Grey, Ocher, Burnt Orange, Olive Green, Cobalt Blue, Dark Brown.

#### LEGS / FRAME / BASE

Chromed frame in 16X2 mm steel tubes and steel rod

#### PADDING

Loose seat pad (optional): expanded elastic PVC, thickness 10 mm, density 135 Kg/m<sup>3</sup>

Upholstered seat & back (optional): expanded polyurethane, thickness 10 mm, density 50 Kg/m<sup>3</sup>

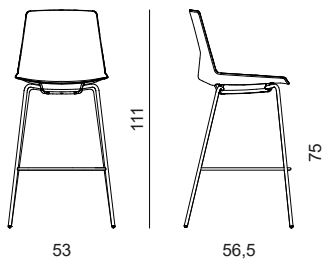
### SIZES

All sizes in mm

chair  
L 530 H 1110 D 565

seat  
L 460 H 750 D 410

backrest  
L 400 H 380



#### WEIGHT

Net weight a chair: 6,7 Kg  
Gross weight a chair: 9,2 Kg

#### PACKAGING

1 disassembled chair per box  
560×580×750

#### VOLUME

M3 box: 0,24

# CLUE

## SWIVEL BASE AND GAS LIFT STOOL



**Code** OCLUES03

### DESCRIPTION

Stool with polypropylene body and height adjustable swivel base

### OPTIONAL

Upholstered seat & back (non-removable) in B01, B03, C01, C05, D02, D03, D04, D06, P01, E01, E02, E03, E04, I01, I02, M02, M03;

Loose seat pad with anti-slip underlay in B01-B03, various finishes

### NOTE

On request only: fire retardant version (min 300 pc) 

### TECHNICAL INFORMATION

#### STRUCTURE

8mm polypropylene frame; colors: White, Beige, Grey, Umbra Grey, Ocher, Burnt Orange, Olive Green, Cobalt Blue, Dark Brown.

#### LEGS / FRAME / BASE

Chrome plated ballast with gas lift footrest

#### MACHANISM

Gas lift

#### PADDING

Loose seat pad (optional): expanded elastic PVC, thickness 10 mm, density 135 Kg/m<sup>3</sup>

Upholstered seat & back (optional): expanded polyurethane, thickness 10 mm, density 50 Kg/m<sup>3</sup>

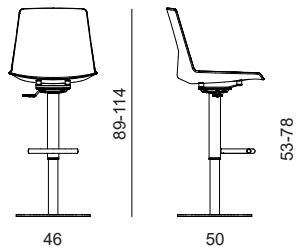
### SIZES

All sizes in mm

chair  
L 460 H 890-1140 D 500

seat  
L 460 H 530-780 D 410

backrest  
L 400 H 380



#### WEIGHT

Net weight a chair: 20,7 Kg

Gross weight a chair: 23,7 Kg

#### PACKAGING

1 disassembled chair per box

570×540×1070

#### VOLUME

M3 box: 0,33

# CLUE

## SWIVEL STOOL 5-STAR BASE



**Code** OCLUES04

### DESCRIPTION

Stool with polypropylene body, height adjustable swivel base, height adjustable footrest

### OPTIONAL

Upholstered seat & back (non-removable) in B01, B03, C01, C05, D02, D03, D04, D06, P01, E01, E02, E03, E04, I01, I02, M02, M03;

Loose seat pad with anti-slip underlay in B01-B03, various finishes

### NOTE

On request only: fire retardant version (min 300 pc) 

### TECHNICAL INFORMATION

#### STRUCTURE

8mm polypropylene frame; colors: White, Beige, Grey, Umbra Grey, Ocher, Burnt Orange, Olive Green, Cobalt Blue, Dark Brown.

#### LEGS / FRAME / BASE

Die-cast aluminum Ø670mm painted aluminum or white; colored footrest plate, adjustable in height.

#### ARMS

Chromed or epoxy powder-coated steel arms in aluminum, white, shadow grey or chrome.  
Brushed die-cast aluminum arms

#### MACHANISM

0-100mm gas lift; with lever

#### PADDING

Loose seat pad (optional): expanded elastic PVC, thickness 10 mm, density 135 Kg/m<sup>3</sup>

Upholstered seat & back (optional): expanded polyurethane, thickness 10 mm, density 50 Kg/m<sup>3</sup>

### SIZES

All sizes in mm

#### chair

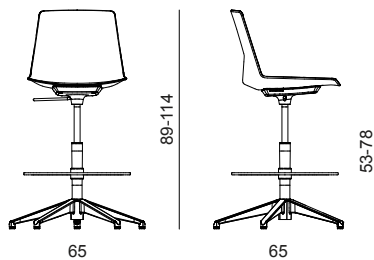
L 650 H 890-1140 D 650

#### seat

L 460 H 530-780 D 410

#### backrest

L 400 H 380



#### WEIGHT

Net weight a chair: 7,7 Kg

Gross weight a chair: 9,7 Kg

#### PACKAGING

1 disassembled chair per box

610×640×450

#### VOLUME

M3 box: 0,18

# CLUE

## 2-PERSON BENCH





**Code** OCLUE201

### DESCRIPTION

2-person bench

### NOTE

On request only: fire retardant version (min 300 pc)   
Personalized painted frame on request (min 2 pieces) 

### OPTIONAL

Table for seat substitution;

Upholstered seat & back (non-removable) in B01, B03, C01, C05, D02, D03, D04, D06, P01, E01, E02, E03, E04, I01, I02, M02, M03;

Loose seat pad with anti-slip underlay in B01-B03, various finishes

### TECHNICAL INFORMATION

---

#### STRUCTURE

8mm Polypropylene frame; colors: White, Beige, Grey, Umbra Grey, Ocher, Burnt Orange, Olive Green, Cobalt Blue, Dark Brown.

#### LEGS / FRAME / BASE

Steel 40×40 tube painted aluminum or shadow grey  
80×40×2 beam in aluminum painted steel

#### PADDING

Loose seat pad (optional): expanded elastic PVC, thickness 10 mm, density 135 Kg/m<sup>3</sup>

Upholstered seat & back (optional): expanded polyurethane, thickness 10 mm, density 50 Kg/m<sup>3</sup>

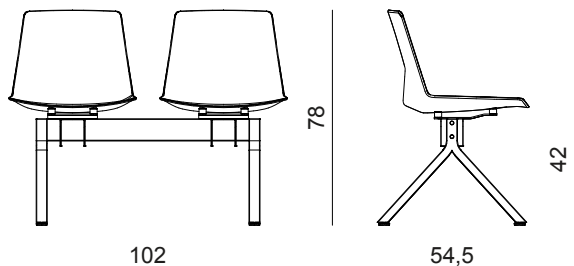
### SIZES

All sizes in mm

bench  
L 1020 H 780 D 545

seat  
L 460 H 420 D 410

backrest  
L 400 H 380



#### WEIGHT

Net weight: 9,25 Kg  
Gross weight: 10,25 Kg

#### PACKAGING

3 packages

#### VOLUME

M3 box: 0,16

# CLUE

## 3-PERSON BENCH





**Code** OCLUE301

### DESCRIPTION

3-person bench

### NOTE

On request only: fire retardant version (min 300 pc)   
Personalized painted frame on request (min 2 pieces) 

### OPTIONAL

Table for seat substitution;

Upholstered seat & back (non-removable) in B01, B03, C01, C05, D02, D03, D04, D06, P01, E01, E02, E03, E04, I01, I02, M02, M03;

Loose seat pad with anti-slip underlay in B01-B03, various finishes

### TECHNICAL INFORMATION

#### STRUCTURE

8mm Polypropylene frame; colors: White, Beige, Grey, Umbra Grey, Ocher, Burnt Orange, Olive Green, Cobalt Blue, Dark Brown.

#### LEGS / FRAME / BASE

Steel 40×40 tube painted aluminum or shadow grey

80×40×2 beam in aluminum painted steel

#### PADDING

Loose seat pad (optional): expanded elastic PVC, thickness 10 mm, density 135 Kg/m<sup>3</sup>

Upholstered seat & back (optional): expanded polyurethane, thickness 10 mm, density 50 Kg/m<sup>3</sup>

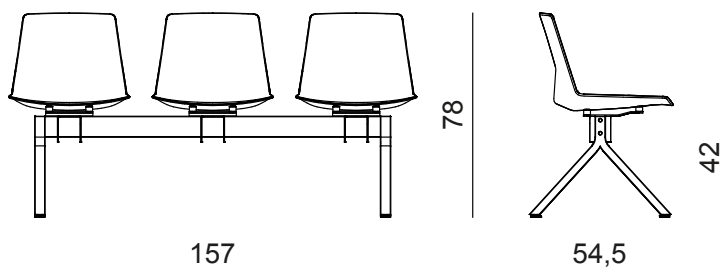
### SIZES

All sizes in mm

bench  
L 1570 H 780 D 545

seat  
L 460 H 420 D 410

backrest  
L 400 H 380



#### WEIGHT

Net weight: 12,25 Kg  
Gross weight: 13,25 Kg

#### PACKAGING

3 packages


#### VOLUME

M3 box: 0,17

# CLUE

## 4-PERSON BENCH



**Code** OCLUE401



### DESCRIPTION

4-person bench

### NOTE

On request only: fire retardant version (min 300 pc)   
Personalized painted frame on request (min 2 pieces) 

### OPTIONAL

Table for seat substitution;

Upholstered seat & back (non-removable) in B01, B03, C01, C05, D02, D03, D04, D06, P01, E01, E02, E03, E04, I01, I02, M02, M03;

Loose seat pad with anti-slip underlay in B01-B03, various finishes

### TECHNICAL INFORMATION

#### STRUCTURE

8mm Polypropylene frame; colors: White, Beige, Grey, Umbra Grey, Ocher, Burnt Orange, Olive Green, Cobalt Blue, Dark Brown.

#### LEGS / FRAME / BASE

Steel 40×40 tube painted aluminum or shadow grey  
80×40×2 beam in aluminum painted steel

#### PADDING

Loose seat pad (optional): expanded elastic PVC, thickness 10 mm, density 135 Kg/m<sup>3</sup>

Upholstered seat & back (optional): expanded polyurethane, thickness 10 mm, density 50 Kg/m<sup>3</sup>

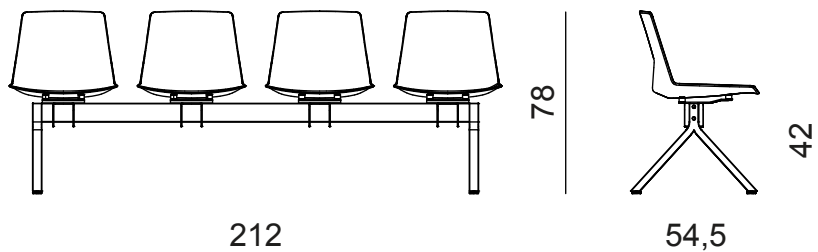
### SIZES

All sizes in mm

bench  
L 2120 H 780 D 545

seat  
L 460 H 420 D 410

backrest  
L 400 H 380



#### WEIGHT

Net weight: 15,5 Kg  
Gross weight: 17,0 Kg

#### PACKAGING

4 packages

#### VOLUME

M3 box: 0,3

# CLUE

## FULLY UPHOLSTERED 4-LEG CHAIR, METAL FRAME



**Code** OCLUEV21

### DESCRIPTION

Multifunctional chair with 4-legged metal base and upholstered shell

### NOTE

Personalized painted frame on request (min 6 pieces) 🌈

### OPTIONAL

Articulating adjustable feet

### TECHNICAL INFORMATION

---

#### STRUCTURE

8 mm polypropylene frame with upholstered body; polypropylene cover

#### LEGS / FRAME / BASE

16X2 high resistant steel tubes; chromed or epoxy powder painted in aluminum, white or shadow grey

#### PADDING (POLYURETHANE FOAM)

Seat: thickness 20 mm, density 50 Kg/m<sup>3</sup>

Backrest: thickness 20 mm, density 50 Kg/m<sup>3</sup>

#### UPHOLSTERY

categories B01, B03, C01, C05, D02, D03, D04, D06, P01, E01, E02, E03, E04, I01, I02, M02, M03 ;  
(see "FINISHING COLLECTION" folder)

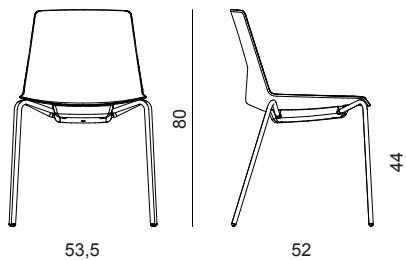
### SIZES

All sizes in mm

chair  
L 535 H 800 D 520

seat  
L 470 H 430 D 410

backrest  
L 400 H 380



#### WEIGHT

Net weight a chair: 5,85 Kg

Gross weight a chair: 6,85 Kg

#### PACKAGING

2 disassembled chairs per box

545×545×525

#### VOLUME

M3 box: 0,16

# CLUE

## FULLY UPHOLSTERED 4-LEG CHAIR WITH INTEGRAL ARMS, METAL FRAME



**Code** OCLUEV26

### DESCRIPTION

Multifunctional chair with 4-legged metal base and upholstered shell; integral arms.

### NOTE

Personalized painted frame on request (min 6 pieces) 🌈

### OPTIONAL

Articulating adjustable feet

### TECHNICAL INFORMATION

---

#### STRUCTURE

8 mm polypropylene frame with upholstered body; polypropylene cover

#### LEGS / FRAME / BASE

16X2 high resistant steel tubes; chromed or epoxy powder painted in aluminum, white or shadow grey

#### PADDING (POLYURETHANE FOAM)

Seat: thickness 20 mm, density 50 Kg/m<sup>3</sup>

Backrest: thickness 20 mm, density 50 Kg/m<sup>3</sup>

#### UPHOLSTERY

categories B01, B03, C01, C05, D02, D03, D04, D06, P01, E01, E02, E03, E04, I01, I02, M02, M03 ;  
(see "FINISHING COLLECTION" folder)

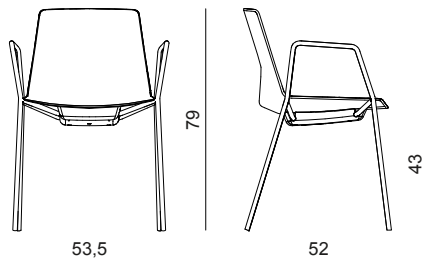
### SIZES

All sizes in mm

chair  
L 535 H 800 D 520

seat  
L 470 H 430 D 410

backrest  
L 400 H 380



#### WEIGHT

Net weight a chair: 6,75 Kg  
Gross weight a chair: 8,0 Kg

#### PACKAGING

2 disassembled chairs per box  
550×570×720

#### VOLUME

M3 box: 0,23



# CLUE

## FULLY UPHOLSTERED SLED BASE CHAIR, METAL FRAME

CATAS EN 16139 LEVEL 1, UNI EN 1022, UNI EN 1728

**Code** OCLUEV22



### DESCRIPTION

Multifunctional chair with metal sled base and upholstered shell

### NOTE

Personalized painted frame on request (min 6 pieces) 🎨

### OPTIONAL

Linking device

### TECHNICAL INFORMATION

---

#### STRUCTURE

8 mm polypropylene frame with upholstered body; polypropylene cover

#### LEGS / FRAME / BASE

12mm steel rod; chromed or epoxy powder painted in aluminum, white or shadow grey

#### PADDING (POLYURETHANE FOAM)

Seat: thickness 20 mm, density 50 Kg/m<sup>3</sup>

Backrest: thickness 20 mm, density 50 Kg/m<sup>3</sup>

#### UPHOLSTERY

categories B01, B03, C01, C05, D02, D03, D04, D06, P01, E01, E02, E03, E04, I01, I02, M02, M03 ;  
(see "FINISHING COLLECTION" folder)

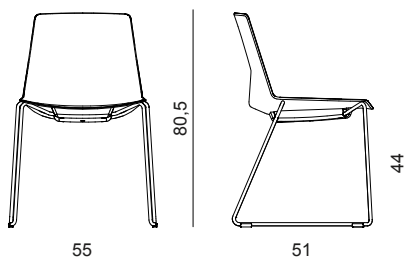
### SIZES

All sizes in mm

chair  
L 550 H 805 D 520

seat  
L 460 H 430 D 410

backrest  
L 400 H 380



#### WEIGHT

Net weight a chair: 7,55 Kg  
Gross weight a chair: 8,55 Kg

#### PACKAGING

2 disassembled chairs per box  
545×545×525

#### VOLUME

M3 box: 0,16

# CLUE

## FULLY UPHOLSTERED 4-LEG CHAIR, WOODEN FRAME

CATAS EN 16139 LEVEL 1, UNI EN 1022, UNI EN 1728



**Code** OCLUEV23

### DESCRIPTION

Multifunctional chair with solid beech base and upholstered shell

### NOTE

Personalized painted frame on request (min 6 pieces) 🌈

### OPTIONAL

Nylon feet supplied with felt pads for wooden flooring

### TECHNICAL INFORMATION

#### STRUCTURE

8 mm polypropylene frame with upholstered body

#### LEGS / FRAME / BASE

Solid Ash with natural or walnut finish

#### PADDING (POLYURETHANE FOAM)

Seat: thickness 20 mm, density 50 Kg/m<sup>3</sup>

Backrest: thickness 20 mm, density 50 Kg/m<sup>3</sup>

#### UPHOLSTERY

categories B01, B03, C01, C05, D02, D03, D04, D06, P01, E01, E02, E03, E04, I01, I02, M02, M03 ;  
(see "FINISHING COLLECTION" folder)

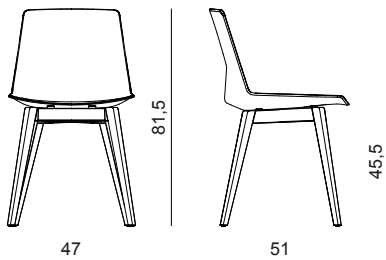
### SIZES

All sizes in mm

chair  
L 470 H 815 D 510

seat  
L 460 H 445 D 410

backrest  
L 400 H 380



#### WEIGHT

Net weight a chair: 5,55 Kg

Gross weight a chair: 6,55 Kg

#### PACKAGING

1 package with two shells +

1 package with two stems

#### VOLUME

M3 box: 0,24

# CLUE

## FULLY UPHOLSTERED SPIDER BASE CHAIR, METAL FRAME



**Code** OCLUEV24

### DESCRIPTION

Multifunctional chair with metal swivel base and upholstered shell

### NOTE

Personalized painted frame on request (min 6 pieces) 🌈

### TECHNICAL INFORMATION

---

#### STRUCTURE

8 mm polypropylene frame with upholstered body; steel reinforced nylon plate

#### LEGS / FRAME / BASE

30×15 steel oval tube 2mm thickness chromed or epoxy powder painted in aluminum, white or shadow grey

#### ARMS

Chromed or epoxy powder-coated steel arms in aluminum, white, or shadow grey  
Brushed die-cast aluminum arms

#### PADDING (POLYURETHANE FOAM)

Seat: thickness 20 mm, density 50 Kg/m<sup>3</sup>

Backrest: thickness 20 mm, density 50 Kg/m<sup>3</sup>

#### UPHOLSTERY

categories B01, B03, C01, C05, D02, D03, D04, D06, P01, E01, E02, E03, E04, I01, I02, M02, M03 ;  
(see "FINISHING COLLECTION" folder)

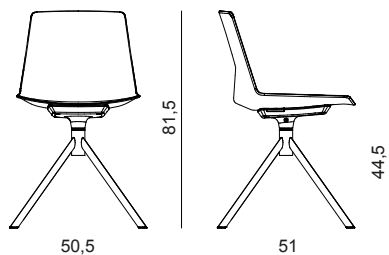
### SIZES

All sizes in mm

chair  
L 505 H 815 D 510

seat  
L 470 H 445 D 410

backrest  
L 400 H 380



#### WEIGHT

Net weight a chair: 6,5 Kg

Gross weight a chair: 8,5 Kg

#### PACKAGING

1 package with two shells +

1 package with two stems

#### VOLUME

M3 box: 0,26

# CLUE

## FULLY UPHOLSTERED SPIDER BASE CHAIR - WOODEN FRAME



**Code** OCLUEV25

### DESCRIPTION

Multifunctional chair with swivel wooden legged base and upholstered shell

### NOTE

Personalized painted frame on request (min 6 pieces) 🌈

### OPTIONAL

Nylon feet supplied with felt pads for wooden flooring

### TECHNICAL INFORMATION

---

#### STRUCTURE

8 mm polypropylene frame with upholstered body; steel reinforced nylon plate

#### LEGS / FRAME / BASE

Legs in solid ash wood with oak or walnut finish; steel trestle painted with epoxy powder in white or shadow grey

#### ARMS

Chromed or epoxy powder-coated steel arms in aluminum, white, or shadow grey  
Brushed die-cast aluminum arms

#### PADDING (POLYURETHANE FOAM)

Seat: thickness 20 mm, density 50 Kg/m<sup>3</sup>

Backrest: thickness 20 mm, density 50 Kg/m<sup>3</sup>

#### UPHOLSTERY

categories B01, B03, C01, C05, D02, D03, D04, D06, P01, E01, E02, E03, E04, I01, I02, M02, M03 ;  
(see "FINISHING COLLECTION" folder)

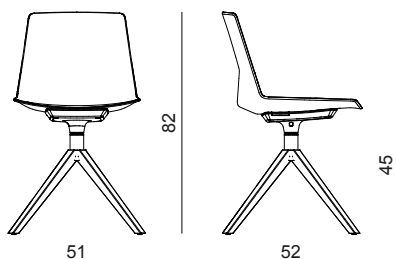
### SIZES

All sizes in mm

chair  
L 510 H 820 D 520

seat  
L 470 H 450 D 410

backrest  
L 400 H 380



#### WEIGHT

Net weight a chair: 6,4 Kg  
Gross weight a chair: 8,4 Kg

#### PACKAGING

1 package with two shells +  
1 package with two stems

#### VOLUME

M3 box: 0,26

# CLUE

## FULLY UPHOLSTERED CHAIR, 5-STAR SWIVEL FRAME CON CASTORS

**Code** OCLUEA21



### DESCRIPTION

Multifunctional swivel chair with upholstered shell and 5-star base.

### OPTIONAL

Various types of wheel brakes

Swivel tablet - **CATAS** EN 16139 2° Level (Extreme use)

### TECHNICAL INFORMATION

---

#### STRUCTURE

8 mm polypropylene frame with upholstered body

#### LEGS / FRAME / BASE

Die-cast aluminum Ø670mm painted aluminum, white or shadow grey

#### ARMS

Chromed or epoxy powder-coated steel arms in aluminum, white, or shadow grey

Brushed die-cast aluminum arms

#### MACHANISM

0-100mm gas lift; with lever

#### PADDING (POLYURETHANE FOAM)

Seat: thickness 20 mm, density 50 Kg/m<sup>3</sup>

Backrest: thickness 20 mm, density 50 Kg/m<sup>3</sup>

#### UPHOLSTERY

categories B01, B03, C01, C05, D02, D03, D04, D06, P01, E01, E02, E03, E04, I01, I02, M02, M03 ;  
(see "FINISHING COLLECTION" folder)

### SIZES

All sizes in mm

#### chair

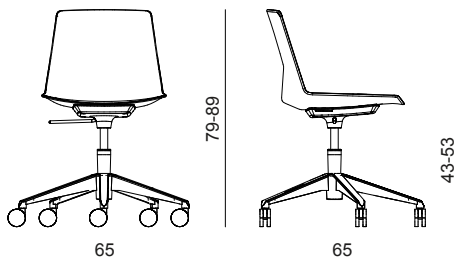
L 650 H 790-890 D 650

#### seat

L 460 H 430-530 D 410

#### backrest

L 400 H 380



#### WEIGHT

Net weight a chair: 7,1 Kg

Gross weight a chair: 9,1 Kg

#### PACKAGING

1 disassembled chair per box

610×640×340

#### VOLUME

M3 box: 0,13

# CLUE

## FULLY UPHOLSTERED CHAIR, 4-STAR BASE ON CASTORS

**Code** OCLUEA22



### DESCRIPTION

Multifunctional swivel chair with upholstered shell and 4-star base with wheels

### OPTIONAL

Various types of wheel brakes

### TECHNICAL INFORMATION

---

#### STRUCTURE

8 mm polypropylene frame with upholstered body.

#### LEGS / FRAME / BASE

Ø700mm 4-star base on castors made of ø20mm 2mm thick steel tube; silver/white/anthracite epoxy powder coated or chromed; steel reinforced nylon upper plate in a matching finish to the base

#### ARMS

Chromed or epoxy powder-coated steel arms in aluminum, white, shadow grey or chrome.  
Brushed die-cast aluminum arms

#### PADDING (POLYURETHANE FOAM)

Seat: thickness 20 mm, density 50 Kg/m<sup>3</sup>

Backrest: thickness 20 mm, density 50 Kg/m<sup>3</sup>

#### UPHOLSTERY

Categories B01, B03, C01, C05, D02, D03, D04, D06, P01, E01, E02, E03, E04, I01, I02, M02, M03 ;  
(see "FINISHING COLLECTION" folder)

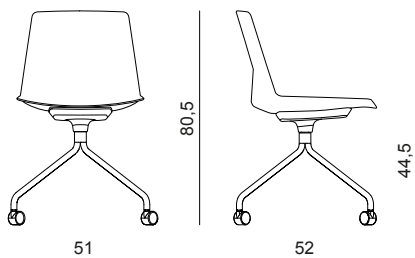
### SIZES

All sizes in mm

chair  
L 510 H 805 D 520

seat  
L 460 H 445 D 410

backrest  
L 400 H 380



#### WEIGHT

Net weight a chair: 5,8 Kg  
Gross weight a chair: 7,8 Kg

#### PACKAGING

1 disassembled chair per box  
560×530×480

#### VOLUME

M3 box: 0,14

# CLUE

FULLY UPHOLSTERED  
4-LEG METAL BASE STOOL  
H. 75 CM



**Code** OCLUES21

## DESCRIPTION

Stool with 4-legged metal base and upholstered shell

## OPTIONAL

Articulating adjustable feet

## NOTE

Personalized painted frame on request (min 2 pieces) 🌈

## TECHNICAL INFORMATION

---

### STRUCTURE

8 mm polypropylene frame with upholstered body; polypropylene cover

### LEGS / FRAME / BASE

Chromed frame in 16X2 mm steel tubes and steel rod

### PADDING (POLYURETHANE FOAM)

Seat: thickness 20 mm, density 50 Kg/m<sup>3</sup>

Backrest: thickness 20 mm, density 50 Kg/m<sup>3</sup>

### UPHOLSTERY

categories B01, B03, C01, C05, D02, D03, D04, D06, P01, E01, E02, E03, E04, I01, I02, M02, M03 ;  
(see "FINISHING COLLECTION" folder)

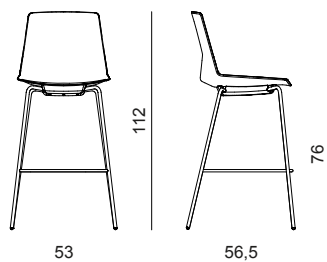
## SIZES

All sizes in mm

chair  
L 530 H 1120 D 565

seat  
L 470 H 760 D 410

backrest  
L 400 H 380



## WEIGHT

Net weight a chair: 7,4 Kg  
Gross weight a chair: 10,0 Kg

## PACKAGING

1 disassembled chair per box  
560×580×750

## VOLUME

M3 box: 0,24

# CLUE

## FULLY UPHOLSTERED HEIGHT ADJUSTABLE SWIVEL BAR STOOL



**Code** OCLUES23

### DESCRIPTION

Stool with upholstered body and height adjustable swivel base

### TECHNICAL INFORMATION

---

#### STRUCTURE

8 mm polypropylene frame with upholstered body;

#### LEGS / FRAME / BASE

Chrome plated ballast with gas lift footrest

#### MACHANISM

Gas lift

#### PADDING (POLYURETHANE FOAM)

Seat: thickness 20 mm, density 50 Kg/m<sup>3</sup>

Backrest: thickness 20 mm, density 50 Kg/m<sup>3</sup>

#### UPHOLSTERY

categories B01, B03, C01, C05, D02, D03, D04, D06, P01, E01, E02, E03, E04, I01, I02, M02, M03 ;  
(see "FINISHING COLLECTION" folder)

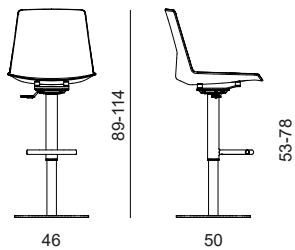
### SIZES

All sizes in mm

chair  
L 470 H 990-1150 D 510

seat  
L 470 H 540-790 D 410

backrest  
L 400 H 380



#### WEIGHT

Net weight a chair: 21,4 Kg  
Gross weight a chair: 24,4 Kg

#### PACKAGING

1 disassembled chair per box  
570×540×1070

#### VOLUME

M3 box: 0,33



# CLUE

## FULLY UPHOLSTERED SWIVEL DRAFTING STOOL



**Code** OCLUES24

### DESCRIPTION

Stool with upholstered shell, height adjustable swivel base, height adjustable footrest

### TECHNICAL INFORMATION

#### STRUCTURE

8 mm polypropylene frame with upholstered body

#### LEGS / FRAME / BASE

Die-cast aluminum Ø670mm painted aluminum or white; colored footrest plate, adjustable in height.

#### MACHANISM

0-100mm gas lift; with lever

#### ARMS

Chromed or epoxy powder-coated steel arms in aluminum, white, or shadow grey  
Brushed die-cast aluminum arms

#### PADDING (POLYURETHANE FOAM)

Seat: thickness 20 mm, density 50 Kg/m<sup>3</sup>  
Backrest: thickness 20 mm, density 50 Kg/m<sup>3</sup>

#### UPHOLSTERY

categories B01, B03, C01, C05, D02, D03, D04, D06, P01, E01, E02, E03, E04, I01, I02, M02, M03 ;  
(see "FINISHING COLLECTION" folder)

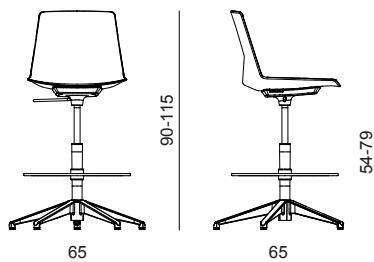
### SIZES

All sizes in mm

chair  
L 650 H 900-1150 D 510

seat  
L 470 H 540-790 D 410

backrest  
L 400 H 380



#### WEIGHT

Net weight a chair: 8,4 Kg  
Gross weight a chair: 10,4 Kg

#### PACKAGING

1 disassembled chair per box  
610×640×450

#### VOLUME

M3 box: 0,18