

CLOUD

PADDED, 4 LEGS



Cod. OCLOUV02

DESCRIPTION

Chair with 4-leg base, padded seat and backrest, armrests

TECHNICAL INFORMATION

STRUCTURE

Seat in 12 mm thick beech plywood; backrest and external seat in polypropylene

PADDING in cold moulded polyurethane foam

Seat: 30 mm thick, density 50 kgm³

Backrest: 25 mm thick, density 50 kgm³

LEGS / FRAME / BASE

Ø20 asform tube frame chrome-plated or finished with black epoxy powder paint

ARMRESTS

In fibreglass-filled black nylon

COVER

Categories: B01-B03-C01-C05-D02-D03-D04-D06-P01-E01-E02-P01
(see "FINISHING COLLECTION" file)

NOTES

Stackable up to 3 high

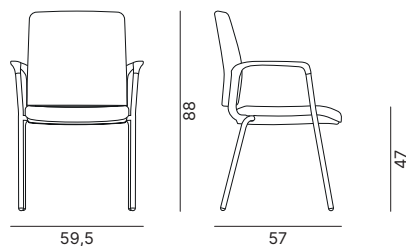
DIMENSIONS

Dimensions expressed in millimetres

chair
W 595 H 880 D 580

seat
W 470 H 450 D 580

backrest
W 450 H 450



WEIGHT

Net weight per chair: 10,0 Kg
Gross weight per chair: 11,5 Kg

PACKAGING

1 chair per box
710×593×990

VOLUME

m³ box: 0,4

CLOUD

PADDED, CANTILEVER SLED



Cod. OCLOUV01

DESCRIPTION

Chair with cantilever sled base, padded seat and backrest, armrests

TECHNICAL INFORMATION

STRUCTURE

Seat in 12 mm thick beech plywood; backrest and external seat in polypropylene

PADDING in cold moulded polyurethane foam

Seat: 30 mm thick, density 50 kgm³

Backrest: 25 mm thick, density 50 kgm³

LEGS / FRAME / BASE

Ø22×2.5 asform tube frame chrome-plated or finished with black epoxy powder paint

ARMRESTS

In fibreglass-filled black nylon

COVER

Categories: B01-B03-C01-C05-D02-D03-D04-D06-P01-E01-E02-P01
(see "FINISHING COLLECTION" file)

NOTES

Stackable up to 3 high

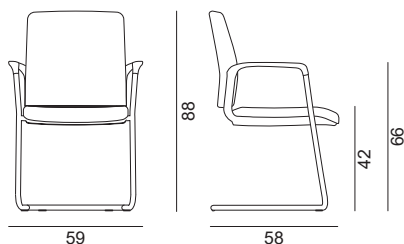
DIMENSIONS

Dimensions expressed in millimetres

chair
W 595 H 880 D 580

seat
W 470 H 450 D 580

backrest
W 450 H 450



WEIGHT

Net weight per chair: 10,0 Kg
Gross weight per chair: 11,5 Kg

PACKAGING

1 chair per box
710×593×990

VOLUME

m³ box: 0,4

CLOUD

PADDED, 4 LEGS WITH CASTORS



Cod. OCLOUV03

DESCRIPTION

Chair with 4-leg base with castors, padded seat and backrest, armrests

TECHNICAL INFORMATION

STRUCTURE

Seat in 12 mm thick beech plywood; backrest and external seat in polypropylene

PADDING in cold moulded polyurethane foam

Seat: 30 mm thick, density 50 kgm³

Backrest: 25 mm thick, density 50 kgm³

LEGS / FRAME / BASE

Ø20 asform tube frame chrome-plated or finished with black epoxy powder paint

ARMRESTS

In fibreglass-filled black nylon

COVER

Categories: B01-B03-C01-C05-D02-D03-D04-D06-P01-E01-E02-P01
(see "FINISHING COLLECTION" file)

NOTES

Stackable up to 3 high

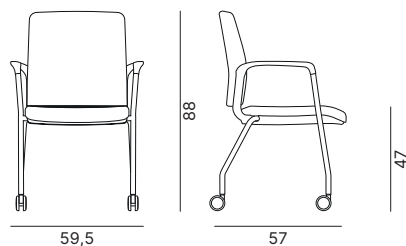
DIMENSIONS

Dimensions expressed in millimetres

chair
W 595 H 880 D 580

seat
W 470 H 450 D 580

backrest
W 450 H 450



WEIGHT

Net weight per chair: 10,0 Kg
Gross weight per chair: 11,5 Kg

PACKAGING

1 chair per box
710×593×990

VOLUME

m³ box: 0,4

CLOUD

PADDED, SWIVEL BASE
5-STAR ON CASTORS



Cod. OCLOUVA01

DESCRIPTION

Chair with 5-star swivel base on castors, padded seat and backrest, armrests, command to raise seat

TECHNICAL INFORMATION

STRUCTURE

Seat in 12 mm thick beech plywood; backrest and external seat in polypropylene; steel plate

PADDING in cold moulded polyurethane foam

Seat: 30 mm thick, density 50 kgm³

Seat: 25 mm thick, density 50 kgm³

LEGS / FRAME / BASE

Ø700 base in fibreglass-filled nylon

ARMRESTS

In fibreglass-filled black nylon

COVER

Categories: B01-B03-C01-C05-D02-D03-D04-D06-P01-E01-E02-P01
(see "FINISHING COLLECTION" file)

DIMENSIONS

Dimensions expressed in millimetres

chair

W 700 H 840-960

D 700

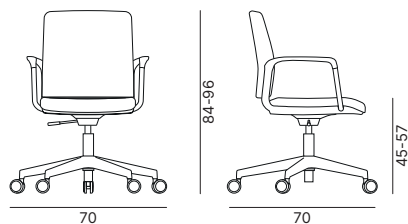
seat

W 470 H 430-550

D 590

backrest

W 450 H 450



WEIGHT

Net weight per chair: 10,0 Kg

Gross weight per chair: 11,5 Kg

PACKAGING

1 chair per box

710×593×990

VOLUME

m³ box: 0,4

CLOUD

MESH BACKREST,
4 LEGS

Cod. **OCLOUV05**

DESCRIPTION

Chair with 4-leg base,
padded seat, R02 mesh backrest
(see "FINISHING COLLECTION" file), armrests

TECHNICAL INFORMATION

STRUCTURE

Seat in 12 mm thick beech plywood; backrest structure in nylon, external seat in polypropylene

PADDING in cold moulded polyurethane foam

Seat: 30 mm thick, density 50 kgm³

LEGS / FRAME / BASE

Ø20 asform tube frame chrome-plated or finished with black epoxy powder paint

ARMRESTS

In fibreglass-filled black nylon

COVER

Categories: B01-B03-C01-C05-D02-D03-D04-D06-P01-E01-E02-P01
(see "FINISHING COLLECTION" file)

NOTES

Stackable up to 3 high



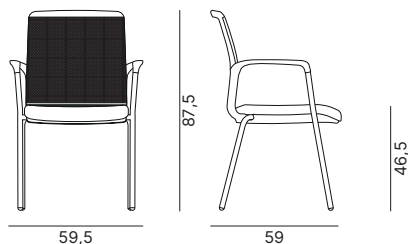
DIMENSIONS

Dimensions expressed in millimetres

chair
W 595 H 880 D 580

seat
W 470 H 450 D 590

backrest
W 450 H 450



WEIGHT

Net weight per chair: 10,0 Kg
Gross weight per chair: 11,5 Kg

PACKAGING

1 chair per box
710×593×990

VOLUME

m³ box: 0,4

CLOUD

MESH BACKREST, CANTILEVER SLED

Cod. OCLOUV04

DESCRIPTION

Chair with cantilever sled base,
padded seat, R02 mesh backrest, armrests

TECHNICAL INFORMATION

STRUCTURE

Seat in 12 mm thick beech plywood; backrest structure in nylon, external seat in polypropylene

PADDING in cold moulded polyurethane foam

Seat: 30 mm thick, density 50 kgm³

LEGS / FRAME / BASE

Ø22×2.5 asform tube frame chrome-plated or finished with black epoxy powder paint

ARMRESTS

In fibreglass-filled black nylon

COVER

Categories: B01-B03-C01-C05-D02-D03-D04-D06-P01-E01-E02-P01
(see "FINISHING COLLECTION" file)

NOTES

Stackable up to 3 high

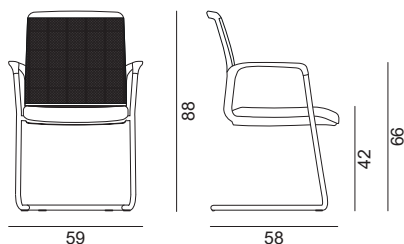
DIMENSIONS

Dimensions expressed in millimetres

chair
W 595 H 880 D 580

seat
W 470 H 450 D 580

backrest
W 450 H 450



WEIGHT

Net weight per chair: 10,0 Kg
Gross weight per chair: 11,5 Kg

PACKAGING

1 chair per box
710×593×990

VOLUME

m³ box: 0,4

CLOUD

MESH BACKREST,
4 LEGS WITH CASTORS



Cod. OCLOUV06

DESCRIPTION

Chair with 4-leg base with castors,
padded seat, R02 mesh backrest, armrests

TECHNICAL INFORMATION

STRUCTURE

Seat in 12 mm thick beech plywood; backrest structure in nylon, external seat in polypropylene

PADDING in cold moulded polyurethane foam

Seat: 30 mm thick, density 50 kgm³

LEGS / FRAME / BASE

Ø20 asform tube frame chrome-plated or finished with black epoxy powder paint

ARMRESTS

In fibreglass-filled black nylon

COVER

Categories: B01-B03-C01-C05-D02-D03-D04-D06-P01-E01-E02-P01
(see "FINISHING COLLECTION" file)

NOTES

Stackable up to 3 high

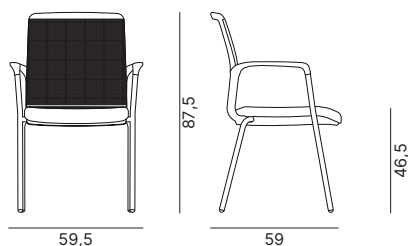
DIMENSIONS

Dimensions expressed in millimetres

chair
W 595 H 880 D 580

seat
W 470 H 450 D 590

backrest
W 450 H 450



WEIGHT

Net weight per chair: 10,0 Kg
Gross weight per chair: 11,5 Kg

PACKAGING

1 chair per box
710×593×990

VOLUME

m³ box: 0,4

CLOUD

MESH BACKREST, 5-STAR SWIVEL
BASE ON CASTORS



Cod. OCLOUVA02

DESCRIPTION

Chair with 5-star swivel base on castors, padded seat, R02 mesh backrest, armrests, command to raise seat

TECHNICAL INFORMATION

STRUCTURE

Seat in 12 mm thick beech plywood; backrest and external seat in polypropylene; steel plate

PADDING in cold moulded polyurethane foam

Seat: 30 mm thick, density 50 kgm³

Seat: 25 mm thick, density 50 kgm³

LEGS / FRAME / BASE

Ø700 base in fibreglass-filled nylon

ARMRESTS

In fibreglass-filled black nylon

COVER

Categories: B01-B03-C01-C05-D02-D03-D04-D06-P01-E01-E02-P01
(see "FINISHING COLLECTION" file)

DIMENSIONS

Dimensions expressed in millimetres

chair

W 700 H 840-960

D 700

seat

W 470 H 430-550

D 590

backrest

W 450 H 450



WEIGHT

Net weight per chair: 10,0 Kg
Gross weight per chair: 11,5 Kg

PACKAGING

1 chair per box
710×593×990

VOLUME

m³ box: 0,4