



Model Code F5559

revision 00 of 07-03-18
(the present replaces any previous versions)

Designer: centro studi interno

Structure: pinewood, multilayer and plywood covered with polyurethane foam.

Spring system: elastic webbing.

Seat Padding: seat cushions in ecological polyurethane foam covered with 100% polyester layer.

Back Padding: back cushions and headrests in ecological polyurethane foam covered with 100% polyester layer.

Arm Interior: in ecological polyurethane foam covered with 100% polyester layer.

Removability: not available.

Sewing: leather coverings feasible with contrast stitching in the colors available; cuts and sewing vary on microfibre (or fabric) coverings.

Mechanisms: the model is equipped with manually liftable headrests, with the exception of "Easy chairs": E24 , P98, Q56, Q57, Q58, Q59. Available with electric recliner and electric motion, both operated by a touch pad positioned on the seat sides, and manually liftable headrests. The motion mechanism is also available as manual (non-electric) version. The depth of the model with open motion is 147 cm, the seat depth lengthens by 40 cm. The depth of the model with open recliner mechanism is 159 cm. The height of the model with lifted headrest is 100 cm. Versions swivel easy chair (P98) and swivel open-base easy chair (Q58) are equipped with a swivel metal mechanism. Versions swivel Glider easy chair (Q56) and swivel Glider open-base easy chair (Q59) are equipped with a swivel metal glider (rocking) mechanism.

Standard feet: P633 in PVC, h 3 cm, with anti-slip rubber, with the exception of versions: P98, Q56, Q57, Q58, Q59. Recliner versions rest on a metal mechanism with hidden PVC feet. Electric and manual motions slide on front castors. Rosewood-colored PL1014 h.5 cm (Swivel) on version P98. Black metal PM2053 h.5 cm (Glider Swivel) on version Q56. Mocha painted metal PM2050 h.12 cm on version Q57. Shiny metal PM2051 h.12.,5 cm (Swivel), also available in Graubraun on version Q58. Matt black painted metal PM2054 h.12.5 cm (Glider Swivel) on version Q59.

Please note: configurations including two recliners, one on each side of corner versions (000), are not recommended.

With the reservation of carrying for production purposes and without advanced notices modifications on the materials, coverings and dimensions of the product as indicated in the relevant specification. The given dimensions and volume are of indicative value being subject to the production process tolerances.

Density of seat and back

Markets	Seat	Back
I	30/35 Medium	24
D - NL - CH		
USA - California		
GB	37 fire retardant	27 fire retardant
Others	30/35 Medium	24

Note: when no values/contents are specified in the chart, please refer to 'Others' field/area.

Coverings

	suggested	not suggested	not possible
thick leathers	✓		
thin elastic leathers	✓		
natural leathers	✓		
fabric*	✓		
microfibre*	✓		
leather + split			✓
DeLuxe			✓
multi colour			✓
multi-category			
multi covering			✓

Please note: for not removable models, only one colour fabric covers are available.

** fabrics and microfibers are not available for the U.K. market*

Multicovering / Components / Optional vers.



PM2050 PM2051 PM2054

Feet



P633 PL1014 PM2053

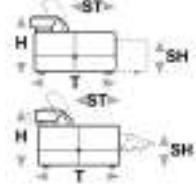
Ottoman



↑ fold following the dotted line ↑

nicolas.premium 1121

L Length - H Height - D Depth - SH Seat Height - SD Seat Depth
 Dimensions refer to maximum sizes of the version with closed mechanism (where available).



dimensions	L 81 H81 D78 SH45 SD52		L 81 H81 D78 SH45 SD52		L 81 H81 D78 SH45 SD52		L 81 H81 D78 SH45 SD52		L 81 H81 D78 SH45 SD52	
version code	E24		Q57		Q58		P98		Q56	
Description	easy chair		open base easy chair		swivel open base easy chair		swivel easy chair		swivel glider easy chair	
swiv. glider op. base easy ch.	200		240		300		540		560	
large 3-seater	1right arm facing 2 str		1left arm facing 2 str		1 right arm fac. 2 1/2 str		1 left arm fac. 2 1/2 str		1right arm facing 3 str	
1left arm facing 3 str	large rhf 3-seater		large lhf 3-seater		mini chair raf		mini chair laf		rhf mini chair mot.	
320	U71		U72		B68		B69		C24	

↓ fold following the dotted line ↓

↑ fold following the dotted line ↑

nicolas.premium 1121

L Length - H Height - D Depth - SH Seat Height - SD Seat Depth
 Dimensions refer to maximum sizes of the version with closed mechanism (where available).

dimensions	L 96 H76 D109 SH42 SD58	L 96 H76 D109 SH42 SD58	L 96 H76 D109 SH42 SD58	L 98 H76 D109 SH42 SD58	L 98 H76 D109 SH42 SD58
version code	C25	Q80	Q81	C36	C37
Description	lhf mini chair mot.	el.mot.rhf mini chair	el.mot.lhf mini chair	rhf el.rec.mini chair	lhf el.rec.mini chair
L 106 H76 D109 SH42 SD58	L 106 H76 D109 SH42 SD58	L 106 H76 D109 SH42 SD58	L 106 H76 D109 SH42 SD58	L 106 H76 D109 SH42 SD58	L 106 H76 D109 SH42 SD58
110	120	178	179	Q82	Q83
1 right arm facing chair	1 left arm facing chair	1 right arm facing chair motion	1left arm facing chair motion	el.mot.rhf chair	el.mot.lhf chair
L 108 H76 D109 SH42 SD58	L 108 H76 D109 SH42 SD58	L 114 H76 D109 SH42 SD58	L 114 H76 D109 SH42 SD58	L 114 H76 D109 SH42 SD58	L 114 H76 D109 SH42 SD58
173	174	114	124	518	519
elec.rec.chair 1arm raf	elec.rec.chair 1arm laf	rhf maxi chair	lhf maxi chair	1arm raf chair maxi motion	1arm laf chair maxi motion
L 114 H76 D109 SH42 SD58	L 114 H76 D109 SH42 SD58	L 116 H76 D109 SH42 SD58	L 116 H76 D109 SH42 SD58	L 124 H76 D109 SH42 SD58	L 124 H76 D109 SH42 SD58
Q84	Q85	612	613	U73	U74
el.mot.rhf maxi chair	el.mot.lhf maxi chair	1raf maxi chair rec.el	1laf maxi chair rec.el	large rhf chair	large lhf chair

↓ fold following the dotted line ↓



↑ fold following the dotted line ↑

nicolas.premium 1121

L Length - H Height - D Depth - SH Seat Height - SD Seat Depth
 Dimensions refer to maximum sizes of the version with closed mechanism (where available).

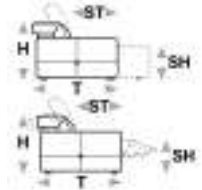

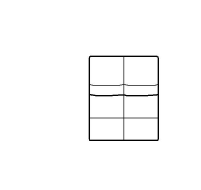
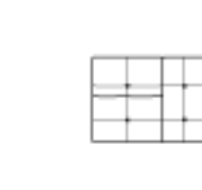
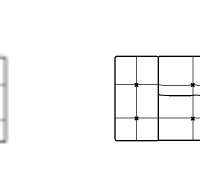
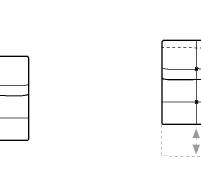
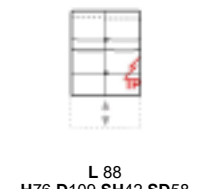
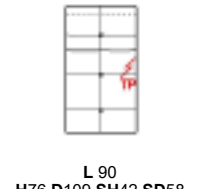
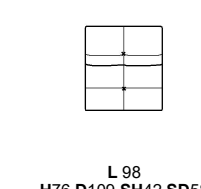
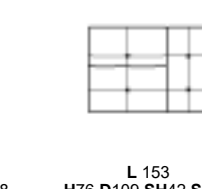
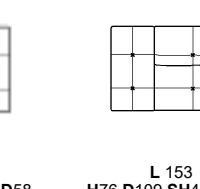
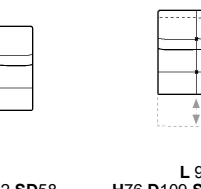
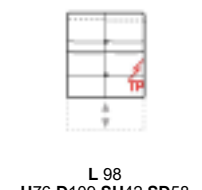

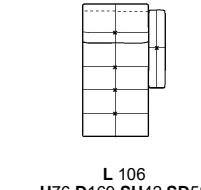
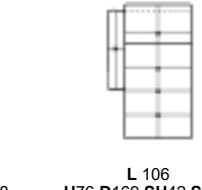
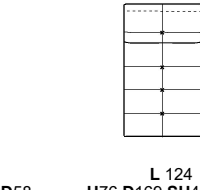
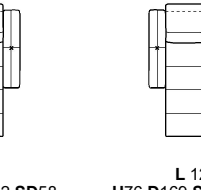

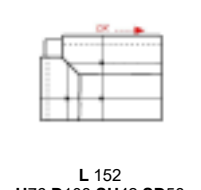
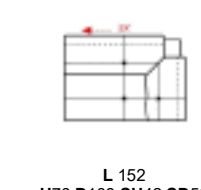
dimensions	L 124 H76 D109 SH42 SD58	L 124 H76 D109 SH42 SD58	L 124 H76 D109 SH42 SD58	L 124 H76 D109 SH42 SD58	L 126 H76 D109 SH42 SD58
version code	U75	U76	U77	U78	U79
Description	mot.large rhf chair	mot.large lhf chair	el.mot.large rhf chair	el.mot.large lhf chair	el.rec.large rhf chair
L 126 H76 D109 SH42 SD58	L 144 H76 D109 SH42 SD58	L 144 H76 D109 SH42 SD58	L 146 H76 D109 SH42 SD58	L 146 H76 D109 SH42 SD58	L 146 H76 D109 SH42 SD58
U80	Q86	Q87	Q88	Q89	Q65
el.rec.large lhf chair	xl rhf chair	xl lhf chair	el.rec.xl rhf chair	el.rec.xl lhf chair	electric motion xl rhf chair
L 146 H76 D109 SH42 SD58	L 70 H76 D109 SH42 SD58	L 125 H76 D109 SH42 SD58	L 125 H76 D109 SH42 SD58	L 70 H76 D109 SH42 SD58	L 72 H76 D109 SH42 SD58
Q66	D62	Q90	Q91	U81	I06
electric motion xl lhf chair	small chair no arm	mer.rhf mini armless chair	mer.lhf mini armless chair	motion mini armless chair	armless mini chair elec.rec.
L 70 H76 D109 SH42 SD58	L 80 H76 D109 SH42 SD58	L 135 H76 D109 SH42 SD58	L 135 H76 D109 SH42 SD58	L 80 H76 D109 SH42 SD58	L 80 H76 D109 SH42 SD58
Q92	130	146	147	A16	Q93
el.mot.mini armless chair	chair without armr.	chair no arms meridian right facing	chair no arms meridian left facing	chair no arm motion	el.mot.armless chair

↓ fold following the dotted line ↓

↑ fold following the dotted line ↑

nicolas.premium 1121

L Length - H Height - D Depth - SH Seat Height - SD Seat Depth
 Dimensions refer to maximum sizes of the version with closed mechanism (where available).

					
dimensions	L 82 H76 D109 SH42 SD58	L 88 H76 D109 SH42 SD58	L 143 H76 D109 SH42 SD58	L 143 H76 D109 SH42 SD58	L 88 H76 D109 SH42 SD58
version code	E95	144	746	747	U82
Description	elec.recl.armless chair	maxi chair no arm	chr. no arms mer.rgt	chr. no arms mer.lft	motion maxi armless chair
					
L 88 H76 D109 SH42 SD58	L 90 H76 D109 SH42 SD58	L 98 H76 D109 SH42 SD58	L 153 H76 D109 SH42 SD58	L 153 H76 D109 SH42 SD58	L 98 H76 D109 SH42 SD58
Q94	I82	U84	U85	U86	U87
el.mot.maxi armless chair	el.rec.arml.maxi chair	large armless chair	merid.rhf large arml.chair	merid.lhf large arml.chair	motion large armless chair
					
L 98 H76 D109 SH42 SD58	L 100 H76 D109 SH42 SD58	L 106 H76 D169 SH42 SD58	L 106 H76 D169 SH42 SD58	L 124 H76 D169 SH42 SD58	L 124 H76 D169 SH42 SD58
U88	U89	410	420	F74	F75
el.motion large arml.chair	el.rec.large armless chair	chaise lon.raf arm fac	chaise lon.lft arm fac	rhf large chaise longue	lhf large chaise longue
					
L 146 H76 D146 SH42 SD58	L 152 H76 D108 SH42 SD58	L 152 H76 D108 SH42 SD58			
000	010	011			
corner	square corner longside right	square corner longside left			

↓ fold following the dotted line ↓